



2010 Neighborhood Council Election Citywide Election Information

REGION	ELECTION DAY OF THE WEEK	VOTER TURNOUT*	VBM BALLOTS ISSUED/CAST	PROVISIONAL VOTES CAST/COUNTED	FACTUAL BASIS VOTERS	FACTUAL BASIS VOTERS (%)	AVERAGE VOTING AGE	BALLOT TYPES	STAKEHOLDER VERIFICATION METHOD	BOARD SEATS	AVERAGE BOARD SIZE	SEATS OPEN FOR ELECTION	CANDIDATES	WRITE-IN CANDIDATES	CHALLENGES
A 11 NCs	Tuesday	2,026	2/2	46/19	143	7.0%	17.2	43	Self-Affirmation: 5 Documentation: 6	206	18.7	192	182	34	1
B 10 NCs	Saturday	1,307	7/5	30/10	77	5.6%	16.2	19	Self-Affirmation: 6 Documentation: 4	203	20.3	170	121	28	0
C 11 NCs	Thursday	1,805	0/0	46/15	201	12.4%	17.6	49	Self-Affirmation: 5 Documentation: 6	220	20.0	210	160	30	1
D 9 NCs	Sunday	3,311	3/3	77/30	180	6.5%	16.6	43	Self-Affirmation: 5 Documentation: 4	193	21.4	149	165	16	1
E 8 NCs	Thursday	1,712	0/0	26/8	189	12.8%	16.6	60	Self-Affirmation: 6 Documentation: 2	178	22.3	171	154	24	1
F 9 NCs	Saturday	3,862	0/0	158/25	1,317	28.4%	15.9	25	Self-Affirmation: 5 Documentation: 4	167	18.6	155	161	25	3
G 10 NCs	Thursday	2,626	0/0	116/23	669	15.5%	15.9	34	Self-Affirmation: 3 Documentation: 7	218	21.8	218	183	29	3
H 11 NCs	Saturday**	3,977	364/317	122/45	626	10.1%	15.9	60	Self-Affirmation: 6 Documentation: 5	184	16.7	172	207	37	2
I 11 NCs***	Tuesday	997	1/1	28/8	89	9.2%	16.2	28	Self-Affirmation: 4 Documentation: 7	179	16.3	143	90	23	0

*Voter turnout will not reflect actual ballots cast as NC bylaws allow for multiple ballots.

**The Downtown Los Angeles NC Board Member Election was held on Friday, June 25, 2010.

***The Empowerment Congress Southwest Area Neighborhood Development Council Board Member Election was canceled due to a lack of candidates.

CITYWIDE ELECTION SUMMARY

Voter Turnout: 21,623

Average Voter Turnout: 243

VBM Ballots Issued: 377

VBM Ballots Cast: 328

Provisional Ballots Cast: 649

Provisional Ballots Counted: 183

Average Voting Age: 16.5

Ballot Types: 361

Factual Basis Voters: 3,491

Factual Basis Voters (%): 16.9%

Self-Affirmation: 45 NCs

Documentation: 45 NCs

Board Seats: 1,748

Average Board Size: 19.6

Seats Open for Election: 1,580

Candidates: 1,423

Write-In Candidates: 246

Challenges: 12

2010



2010 Neighborhood Council Election

Regional Information: Region A Election Day - Tuesday, March 2, 2010

NEIGHBORHOOD COUNCIL	COUNCIL DISTRICT(S)	VOTER TURNOUT	VBM BALLOTS ISSUED/CAST	PROVISIONAL VOTES CAST/COUNTED	FACTUAL BASIS VOTERS	FACTUAL BASIS VOTERS (%)	VOTING AGE	BALLOT TYPES	STAKEHOLDER VERIFICATION METHOD	BOARD SIZE	SEATS OPEN FOR ELECTION	CANDIDATES	WRITE-IN CANDIDATES	CHALLENGES
Canoga Park	3, 12	96	0/0	1/0	6	6.3%	18	1	Self-Affirmation	25	21	13	1	0
Chatsworth	12	249	0/0	0/0	29	11.6%	18	1	Self-Affirmation	21	21	22	1	0
Granada Hills North	12	226	0/0	4/3	0	0	18; 15-25 (Student)	13	Documentation	25	25	28	2	1
Granada Hills South	12	96	0/0	9/5	13	14.8%	16	13	Documentation	21	21	19	4	0
North Hills West	6, 12	47	0/0	0/0	2	4.3%	18	2	Self-Affirmation	13	13	6	6	0
Northridge East	12	62	1/1	1/0	5	8.3%	18	1	Documentation	15	12	10	2	0
Northridge West	12	53	0/0	1/0	0	0	18	1	Documentation	13	13	5	1	0
Porter Ranch	12	163	0/0	0/0	2	1.2%	16	1	Self-Affirmation	11	5	8	2	0
West Hills	3, 12	372	1/1	16/4	36	10.1%	16	1	Documentation	25	25	21	9	0
Winnetka	3, 12	97	0/0	1/0	13	13.4%	16	1	Self-Affirmation	15	14	5	3	0
Woodland Hills-Warner Center	3, 11	565	0/0	13/7	37	6.7%	18	8	Documentation	22	22	45	3	0

REGIONAL ELECTION SUMMARY

Voter Turnout: 2,026

Average Voting Age: 17.2

Ballot Types: 43

Self-Affirmation: 5 NCs

Documentation: 6 NCs

Board Seats: 206

Average Board Size: 18.7

Seats Open for Election: 192

Candidates: 182

Write-In Candidates: 34

Challenges: 1

VBM Ballots Issued: 2

VBM Ballots Cast: 2

Provisional Ballots Cast: 46

Provisional Ballots Counted: 19

Factual Basis Voters: 143

Factual Basis Voters (%): 7.0%



2010 Neighborhood Council Election Regional Polling Place Information Region A Election Day: Tuesday, March 2, 2010

Canoga Park

Canoga Park Community Center
7248 Owensmouth Ave.
Canoga Park, CA 91303

POLL HOURS: 12:00 p.m. to 6:00 p.m.

Chatsworth

Chatsworth Train Depot
Meeting Room
10038 Old Depot Plaza Rd.
Chatsworth, CA 91311

POLL HOURS: 2:00 p.m. to 8:00 p.m.

Granada Hills North

Granada Hills North NC
Office Mtg. Room
11139 Woodley Ave.
Granada Hills, CA 91344

POLL HOURS: 2:00 p.m. to 8:00 p.m.

Granada Hills South

Granada Hills Recreation Center
Dance Room
16730 Chatsworth St.
Granada Hills, CA 91344

POLL HOURS: 2:00 p.m. to 8:00 p.m.

North Hills West

Grace and Peace Church
Education Room
9140 Haskell Ave.
North Hills, CA 91343

POLL HOURS: 2:00 p.m. to 8:00 p.m.

Northridge East

Northridge Recreation Center
Arts and Crafts Room
18300 Lemarsh St.
Northridge, CA 91325

POLL HOURS: 2:00 p.m. to 8:00 p.m.

Northridge West

LAFD Stations #70
Apparatus Room
9861 Reseda Blvd.
Northridge, CA 91324

POLL HOURS: 2:00 p.m. to 8:00 p.m.

Porter Ranch

World Vision Church
Room 101
19514 Rinaldi St.
Northridge, CA 91326

POLL HOURS: 2:00 p.m. to 8:00 p.m.

West Hills

Shadow Ranch Recreation Center
Parlor
22633 Vanowen St.
West Hills, CA 91307

POLL HOURS: 2:00 p.m. to 8:00 p.m.

Winnetka

Winnetka Recreation Center
Classroom
8401 Winnetka Ave.
Winnetka, CA 91306

POLL HOURS: 2:00 p.m. to 8:00 p.m.

Woodland Hills-Warner Center

LAFD Station #84
Community Room
21050 Burbank Blvd.
Woodland Hills, CA 91367

POLL HOURS: 2:00 p.m. to 8:00 p.m.



2010 Neighborhood Council Election

Regional Information: Region B Election Day - Saturday, March 27, 2010

NEIGHBORHOOD COUNCIL	COUNCIL DISTRICT(S)	VOTER TURNOUT	VBM BALLOTS ISSUED/CAST	PROVISIONAL VOTES CAST/COUNTED	FACTUAL BASIS VOTERS	FACTUAL BASIS VOTERS (%)	VOTING AGE	BALLOT TYPES	STAKEHOLDER VERIFICATION METHOD	BOARD SIZE	SEATS OPEN FOR ELECTION	CANDIDATES	WRITE-IN CANDIDATES	CHALLENGES
Arleta	6, 7	79	0/0	8/3	2	2.8%	14	1	Documentation	17	17	8	3	0
Empowerment Congress North Area	1, 8, 9, 10	200	0/0	0/0	21	10.9%	16	4	Self-Affirmation	24	10	9	5	0
Foothill Trails District	2, 7	223	4/3	0/0	17	7.6%	18	2	Self-Affirmation	15	15	20	0	0
Mission Hills	6, 7, 12	42	0/0	0/0	0	0	18	2	Documentation	14	14	12	1	0
North Hollywood North East	2, 6	24	1/0	1/0	0	0	16	1	Self-Affirmation	15	7	3	0	0
Pacoima	2, 6, 7	18	0/0	0/0	4	19.0%	14	1	Self-Affirmation	23	23	2	5	0
Panorama City	2, 6, 7	63	2/2	1/0	0	0	18	2	Documentation	27	21	11	5	0
Sun Valley Area	2, 6, 7	182	0/0	0/0	14	7.7%	18	1	Self-Affirmation	25	21	24	3	0
Sunland-Tujunga	2	259	0/0	20/7	17	7.1%	16	4	Documentation	22	21	18	4	0
Sylmar	2, 6, 7	217	0/0	0/0	2	0.9%	14	1	Self-Affirmation	21	21	14	2	0

REGIONAL ELECTION SUMMARY

Voter Turnout: 1,307

Average Voting Age: 16.2

Ballot Types: 19

Self-Affirmation: 6 NCs

Documentation: 4 NCs

Board Seats: 203

Average Board Size: 20.3

Seats Open for Election: 170

Candidates: 121

Write-In Candidates: 28

Challenges: 0

VBM Ballots Issued: 7

VBM Ballots Cast: 5

Provisional Ballots Cast: 30

Provisional Ballots Counted: 10

Factual Basis Voters: 77

Factual Basis Voters (%): 5.6%



2010 Neighborhood Council Election Regional Polling Place Information Region B Election Day: Saturday, March 27, 2010

Arleta

Branford Recreation Center
Community Room
13310 Branford St.
Arleta, CA 91331

POLL HOURS: 10:00 p.m. to 4:00 p.m.

Empowerment Congress North Area

Hoover Recreation Center
Gymnasium
1010 West 25th St.
Los Angeles, CA 90007

POLL HOURS: 2:00 p.m. to 8:00 p.m.

Foothill Trails District

Shadow Hills Presbyterian Church
Parlor
10158 Johanna Ave.
Sunland, CA 91040

POLL HOURS: 1:00 p.m. to 7:00 p.m.

Mission Hills

Galpin Honda
Showroom
11151 Laurel Canyon Blvd.
Mission Hills, CA 91340

POLL HOURS: 2:00 p.m. to 8:00 p.m.

North Hollywood North East

Los Angeles Family Housing Corporation
Sydney M. Irmans Transitional Living Center
7817 Lankershim Blvd.
North Hollywood, CA 91605

POLL HOURS: 2:00 p.m. to 8:00 p.m.

Pacoima

Pacoima Family Source Center
Community Room
11243 Glenoaks Blvd.
Pacoima, CA 91331

POLL HOURS: 2:00 p.m. to 8:00 p.m.

Panorama City

Mission Community Hospital
Lobby
14850 Roscoe Blvd.
Panorama City, CA 91402

POLL HOURS: 1:00 p.m. to 7:00 p.m.

Sun Valley Area

John H. Francis Polytechnic High School
Auditorium
12431 Roscoe Blvd.
Sun Valley, CA 91352

POLL HOURS: 1:00 p.m. to 7:00 p.m.

Sunland-Tujunga

Northeast Valley City Hall
Auditorium
7747 Foothill Blvd.
Tujunga, CA 91042

POLL HOURS: 1:00 p.m. to 7:00 p.m.

Sylmar

Sylmar Recreation Center
Susan B. Anthony Building
13109 Borden Ave.
Sylmar, CA 91342

POLL HOURS: 1:00 p.m. to 7:00 p.m.



2010 Neighborhood Council Election

Regional Information: Region C Election Day - Thursday, May 27, 2010

NEIGHBORHOOD COUNCIL	COUNCIL DISTRICT(S)	VOTER TURNOUT	VBM BALLOTS ISSUED/CAST	PROVISIONAL VOTES CAST/COUNTED	FACTUAL BASIS VOTERS	FACTUAL BASIS VOTERS (%)	VOTING AGE	BALLOT TYPES	STAKEHOLDER VERIFICATION METHOD	BOARD SIZE	SEATS OPEN FOR ELECTION	CANDIDATES	WRITE-IN CANDIDATES	CHALLENGES
Encino	2, 3, 5, 6, 11, 12	271	0/0	21/6	104	41.6%	18	8	Documentation	21	18	20	2	0
Greater Toluca Lake	2, 4	59	0/0	0/0	1	1.7%	18	1	Self-Affirmation	25	25	7	3	0
Greater Valley Glen	2, 5, 6	67	0/0	0/0	1	1.5%	16	15	Self-Affirmation	25	20	13	3	0
Lake Balboa	2, 3, 6, 12	143	0/0	0/0	16	11.2%	18; 14-17 (Youth)	2	Self-Affirmation	17	15	14	1	1
Mid-Town North Hollywood	2, 4	43	0/0	2/0	5	12.2%	18	1	Documentation	23	23	10	4	0
Reseda	3, 12	68	0/0	0/0	6	8.8%	18	1	Self-Affirmation	15	15	10	4	0
Sherman Oaks	2, 5, 6	76	0/0	1/0	16	21.3%	18	7	Documentation	21	21	12	3	0
Studio City	2, 4, 5	632	0/0	1/0	27	4.3%	18; 15-18 (Youth)	8	Self-Affirmation	16	16	27	2	0
Tarzana	3, 5, 11, 12	156	0/0	5/3	4	2.6%	18	3	Documentation	21	21	21	1	0
Valley Village	2, 4, 5	231	0/0	9/4	6	2.7%	18	2	Documentation	15	15	16	0	0
Van Nuys	2, 6	59	0/0	7/2	15	28.8%	16	1	Documentation	21	21	10	7	0

REGIONAL ELECTION SUMMARY

Voter Turnout: 1,805

Average Voting Age: 17.6

Ballot Types: 49

Self-Affirmation: 5 NCs

Documentation: 6 NCs

Board Seats: 220

Average Board Size: 20

Seats Open for Election: 210

Candidates: 160

Write-In Candidates: 30

Challenges: 1

VBM Ballots Issued: 0

VBM Ballots Cast: 0

Provisional Ballots Cast: 46

Provisional Ballots Counted: 15

Factual Basis Voters: 201

Factual Basis Voters (%): 12.4%



2010 Neighborhood Council Election Regional Polling Place Information Region C Election Day: Thursday, May 27, 2010

Encino

Balboa Sports Center
Clubrooms 2 and 3
17015 Burbank Blvd.
Encino, CA 91316

POLL HOURS: 2:00 p.m. to 8:00 p.m.

Greater Toluca Lake

Ramsey - Shilling
Lobby
10205 Riverside Dr.
Toluca Lake, CA 91602

POLL HOURS: 9:00 p.m. to 3:00 p.m.

Greater Valley Glen

Los Angeles Valley College
Cafeteria Conference Room
5800 Fulton Ave.
Valley Glen, CA 91401

POLL HOURS: 2:00 p.m. to 8:00 p.m.

Lake Balboa

Lake Balboa Studios
Recreation Room
7412 Balboa Blvd.
Lake Balboa, CA 91406

POLL HOURS: 2:00 p.m. to 8:00 p.m.

Mid-Town North Hollywood

Victory Vineland Recreation Center
Conference Room
11117 Victory Blvd.
North Hollywood, CA 91606

POLL HOURS: 2:00 p.m. to 8:00 p.m.

Reseda

West Valley Municipal Building
Conference Room
19040 Vanowen St.
Reseda, CA 91335

POLL HOURS: 2:00 p.m. to 8:00 p.m.

362

Sherman Oaks

Sherman Oaks Presbyterian Church
Chapel
4445 Noble Ave.
Sherman Oaks, CA 91403

POLL HOURS: 2:00 p.m. to 8:00 p.m.

Studio City

Studio City Recreation Center
Gym
12621 Rye St.
Studio City, CA 91604

POLL HOURS: 2:00 p.m. to 8:00 p.m.

Tarzana

Tarzana Recreation Center
Community Room
5655 Vanalden Ave.
Tarzana, CA 91356

POLL HOURS: 2:00 p.m. to 8:00 p.m.

Valley Village

Faith Presbyterian Church
Fireside Room
5000 Colfax Ave.
Valley Village, CA 91601

POLL HOURS: 2:00 p.m. to 8:00 p.m.

Van Nuys

Independent Living Center of Southern California
Transition House Garage
14141 Haynes St.
Van Nuys, CA 91401

POLL HOURS: 2:00 p.m. to 8:00 p.m.



2010 Neighborhood Council Election

Regional Information: Region D Election Day - Sunday, April 11, 2010

NEIGHBORHOOD COUNCIL	COUNCIL DISTRICT(S)	VOTER TURNOUT	VBM BALLOTS ISSUED/CAST	PROVISIONAL VOTES CAST/COUNTED	FACTUAL BASIS VOTERS	FACTUAL BASIS VOTERS (%)	VOTING AGE	BALLOT TYPES	STAKEHOLDER VERIFICATION METHOD	BOARD SIZE	SEATS OPEN FOR ELECTION	CANDIDATES	WRITE-IN CANDIDATES	CHALLENGES
Bel Air-Beverly Crest	2, 4, 5, 11	5	0/0	2/2	0	0	18	1	Documentation	43	2	1	0	0
Del Rey	11	412	0/0	0/0	89	21.7%	16	9	Self-Affirmation	15	15	16	2	1
Mar Vista	5, 11	577	0/0	0/0	3	0.5%	18	7	Self-Affirmation	13	13	17	1	0
Palms	5, 10, 11	14	0/0	0/0	1	7.1%	16	9	Self-Affirmation	13	13	3	3	0
South Robertson	5, 10	266	2/2	0/0	50	18.9%	15	1	Self-Affirmation	25	25	26	2	0
Venice	11	1,225	1/1	46/17	21	1.8%	16	2	Documentation	21	21	38	5	0
West Los Angeles	5, 11	57	0/0	7/2	2	3.9%	16	1	Documentation	15	15	13	0	0
Westchester/Playa	8, 11	454	0/0	19/9	1	0.2%	18	2	Documentation	31	31	38	1	0
Westside	5, 10	301	0/0	3/0	13	4.4%	16	11	Self-Affirmation	17	14	13	2	0

REGIONAL ELECTION SUMMARY

Voter Turnout: 3,311

Average Voting Age: 16.6

Ballot Types: 43

Self-Affirmation: 5 NCs

Documentation: 4 NCs

Board Seats: 193

Average Board Size: 21.4

Seats Open for Election: 149

Candidates: 165

Write-In Candidates: 16

Challenges: 1

VBM Ballots Issued: 3

VBM Ballots Cast: 3

Provisional Ballots Cast: 77

Provisional Ballots Counted: 30

Factual Basis Voters: 180

Factual Basis Voters (%): 6.5%



2010 Neighborhood Council Election Regional Polling Place Information Region D Election Day: Sunday, April 11, 2010

Bel Air-Beverly Crest

Bel Air Ridge Homeowners Association
Clubhouse
2760 Claray Dr.
Los Angeles, CA 90077

POLL HOURS: 10:00 p.m. to 4:00 p.m.

Del Rey

Venice Japanese Community Center
Classroom 5
12448 Braddock Dr.
Los Angeles, CA 90066

POLL HOURS: 12:00 p.m. to 6:00 p.m.

Mar Vista

Mar Vista Recreation Center
Small Gym/Auditorium
11430 Woodbine St.
Los Angeles, CA 90066

POLL HOURS: 10:00 p.m. to 4:00 p.m.

Palms

The IMAN Cultural Center
Auditorium
3376 Motor Ave.
Los Angeles, CA 90034

POLL HOURS: 2:00 p.m. to 8:00 p.m.

South Robertson

Robertson Recreation Center
Community Room
1641 Preuss Rd.
Los Angeles, CA 90035

POLL HOURS: 10:00 p.m. to 4:00 p.m.

Venice

Oakwood Recreation Center
Gym
767 California St.
Venice, CA 90291

POLL HOURS: 10:00 p.m. to 4:00 p.m.

Westchester/Playa

Center Point Club
Club Room
6200 Playa Vista Dr.
Playa Vista, CA 90094

POLL HOURS: 9:00 p.m. to 3:00 p.m.

West Los Angeles

Felicia Mahood Senior Center
Room 3
11338 Santa Monica Blvd.
Los Angeles, CA 90025

POLL HOURS: 2:00 p.m. to 8:00 p.m.

Westside

Westside Pavilion
Community Room A
10800 W. Pico Blvd.
Los Angeles, CA 90064

POLL HOURS: 2:00 p.m. to 8:00 p.m.



2010 Neighborhood Council Election

Regional Information: Region E Election Day - Thursday, May 13, 2010

NEIGHBORHOOD COUNCIL	COUNCIL DISTRICT(S)	VOTER TURNOUT	VBM BALLOTS ISSUED/CAST	PROVISIONAL VOTES CAST/COUNTED	FACTUAL BASIS VOTERS	FACTUAL BASIS VOTERS (%)	VOTING AGE	BALLOT TYPES	STAKEHOLDER VERIFICATION METHOD	BOARD SIZE	SEATS OPEN FOR ELECTION	CANDIDATES	WRITE-IN CANDIDATES	CHALLENGES
Central Hollywood	4, 5, 13	92	0/0	0/0	0	0	15	1	Self-Affirmation	9	9	7	1	0
Greater Wilshire	4, 5, 10, 13	486	0/0	18/3	0	0	18	21	Documentation	21	21	26	1	0
Hollywood Hills West	2, 4, 5, 13	124	0/0	0/0	26	21.0%	18	10	Self-Affirmation	23	23	22	1	0
Hollywood Studio District	4, 13	239	0/0	0/0	70	29.3%	16	1	Self-Affirmation	20	16	12	4	1
Hollywood United	4, 13	186	0/0	0/0	2	1.1%	16	1	Self-Affirmation	17	17	9	2	0
Mid City West	4, 5, 10	393	0/0	0/0	58	14.8%	16	8	Self-Affirmation	45	45	51	11	0
Olympic Park	1, 4, 10	90	0/0	0/0	30	33.3%	16	1	Self-Affirmation	19	19	10	4	0
P.I.C.O.	4, 5, 10	102	0/0	8/5	3	3.2%	18	17	Documentation	24	21	17	0	0

REGIONAL ELECTION SUMMARY

Voter Turnout: 1,712

Average Voting Age: 16.6

Ballot Types: 60

Self-Affirmation: 6 NCs

Documentation: 2 NCs

Board Seats: 178

Average Board Size: 22.3

Seats Open for Election: 171

Candidates: 154

Write-In Candidates: 24

Challenges: 1

VBM Ballots Issued: 0

VBM Ballots Cast: 0

Provisional Ballots Cast: 26

Provisional Ballots Counted: 8

Factual Basis Voters: 189

Factual Basis Voters (%): 12.8%



2010 Neighborhood Council Election Regional Polling Place Information Region E Election Day: Thursday, May 13, 2010

Central Hollywood

Hollywood Recreation Center
Pool Lobby
1122 Cole Ave.
Los Angeles, CA 90038

POLL HOURS: 2:00 p.m. to 8:00 p.m.

Greater Wilshire

Wilshire Crest Elementary School
Auditorium
5241 W. Olympic Blvd.
Los Angeles, CA 90036

POLL HOURS: 2:00 p.m. to 8:00 p.m.

Hollywood Hills West

Woman's Club of Hollywood
Lounge
1749 North La Brea Ave.
Los Angeles, CA 90046

POLL HOURS: 2:00 p.m. to 8:00 p.m.

Hollywood Studio District

Assistance Living of Southern California
North and South Dining Room
1370 North Saint Andrews Pl.
Hollywood, CA 90028

POLL HOURS: 2:00 p.m. to 8:00 p.m.

Hollywood United

Seventh Day Adventist Church
Fellowship Hall
1711 North Van Ness Ave.
Los Angeles, CA 90028

POLL HOURS: 2:00 p.m. to 8:00 p.m.

Mid City WEST

Westside Jewish Community Center
Berch Lounge
5870 W. Olympic Blvd.
Los Angeles, CA 90036

POLL HOURS: 2:00 p.m. to 8:00 p.m.

Olympic Park

Queen Ann Recreation Center
Conference Room
1240 West Blvd.
Los Angeles, CA 90019

POLL HOURS: 2:00 p.m. to 8:00 p.m.

P.I.C.O.

Tom Bradley Family Center
Conference Room
5213 West Pico Blvd.
Los Angeles, CA 90019

POLL HOURS: 2:00 p.m. to 8:00 p.m.




2010 Neighborhood Council Election

Regional Information: Region F Election Day - Saturday, March 20, 2010

NEIGHBORHOOD COUNCIL	COUNCIL DISTRICT(S)	VOTER TURNOUT	VBM BALLOTS ISSUED/CAST	PROVISIONAL VOTES CAST/COUNTED	FACTUAL BASIS VOTERS	FACTUAL BASIS VOTERS (%)	VOTING AGE	BALLOT TYPES	STAKEHOLDER VERIFICATION METHOD	BOARD SIZE	SEATS OPEN FOR ELECTION	CANDIDATES	WRITE-IN CANDIDATES	CHALLENGES
Atwater Village	1, 4, 13	102	0/0	0/0	18	17.6%	16	1	Self-Affirmation	17	14	11	2	0
East Hollywood	4, 13	325	0/0	2/2	122	37.8%	16	1	Self-Affirmation	18	18	20	2	1
Greater Echo Park Elysian	1, 13	381	0/0	1/1	53	14.2%	16	5	Self-Affirmation	21	21	27	2	1
Greater Griffith Park	4, 13	1,516	0/0	0/0	701	46.2%	13	1	Self-Affirmation	19	10	23	0	0
MacArthur Park	1, 4, 10	37	0/0	7/2	1	3.3%	16	1	Documentation	19	19	10	1	0
Pico Union	1, 9, 10	503	0/0	45/1	197	43.0%	16	1	Documentation	15	15	17	10	1
Rampart Village	1, 4, 10, 13	135	0/0	0/0	69	51.1%	18	1	Self-Affirmation	11	11	7	2	0
Silver Lake	4, 13	600	0/0	68/11	102	19.0%	14	8	Documentation	21	21	23	4	0
Wilshire Center-Koreatown	1, 4, 10, 13	263	0/0	35/8	54	23.7%	18	6	Documentation	26	26	23	2	0

REGIONAL ELECTION SUMMARY

Voter Turnout: 3,862	Average Voting Age: 15.9	Ballot Types: 25	Self-Affirmation: 5 NCs	Documentation: 4 NCs
Board Seats: 167	Average Board Size: 18.6	Seats Open for Election: 155	Candidates: 161	Write-In Candidates: 25
VBM Ballots Issued: 0	VBM Ballots Cast: 0	Provisional Ballots Cast: 158	Provisional Ballots Counted: 25	Challenges: 3
			Factual Basis Voters: 1,317	Factual Basis Voters (%): 28.4%





2010 Neighborhood Council Election Regional Polling Place Information Region F Election Day: Saturday, March 20, 2010

Atwater Village

Christ's Church at Griffith Park
Wilson Hall
3852 Edenhurst Ave.
Los Angeles, CA 90039

POLL HOURS: 10:00 p.m. to 4:00 p.m.

East Hollywood

Los Angeles City College
Faculty and Staff Center
855 North Vermont Ave.
Los Angeles, CA 90029

POLL HOURS: 2:00 p.m. to 8:00 p.m.

Greater Echo Park Elysian

Central City Action Committee
Bays Room
534 E. Edgeware Rd.
Los Angeles, CA 90026

POLL HOURS: 2:00 p.m. to 8:00 p.m.

Greater Griffith Park

Hollywood Lutheran Church
Durkee Hall
1733 New Hampshire Ave.
Los Angeles, CA 90027

POLL HOURS: 10:00 p.m. to 4:00 p.m.

MacArthur Park

MacArthur Park Community Center
Second Floor Room
2230 W. 6th St.
Los Angeles, CA 90057

POLL HOURS: 2:00 p.m. to 8:00 p.m.

Pico Union

Kolping House
Board Room
1225 S. Union Ave.
Los Angeles, CA 90015

POLL HOURS: 2:00 p.m. to 8:00 p.m.

Rampart Village

St. Anne's Residential Facility
Rooms B and C
155 North Occidental Blvd.
Los Angeles, CA 90026

POLL HOURS: 1:00 p.m. to 7:00 p.m.

Silver Lake

Silver Lake Recreation Center
Gym
1850 West Silver Lake Dr.
Los Angeles, CA 90026

POLL HOURS: 2:00 p.m. to 8:00 p.m.

Wilshire Center-Koreatown

Oriental Mission Church
Wedding Chapel
424 North Western Ave.
Los Angeles, CA 90004

POLL HOURS: 10:00 p.m. to 4:00 p.m.



2010 Neighborhood Council Election

Regional Information: Region G Election Day - Thursday, April 29, 2010

NEIGHBORHOOD COUNCIL	COUNCIL DISTRICT(S)	VOTER TURNOUT	VBM BALLOTS ISSUED/CAST	PROVISIONAL VOTES CAST/COUNTED	FACTUAL BASIS VOTERS	FACTUAL BASIS VOTERS (%)	VOTING AGE	BALLOT TYPES	STAKEHOLDER VERIFICATION METHOD	BOARD SIZE	SEATS OPEN FOR ELECTION	CANDIDATES	WRITE-IN CANDIDATES	CHALLENGES
Arroyo Seco	1, 14	75	0/0	0/0	6	8.0%	18	5	Self-Affirmation	19	19	12	2	0
Boyle Heights	9, 14	210	0/0	13/2	19	9.6%	18	4	Documentation	35	35	25	4	1
Eagle Rock	14	101	0/0	7/1	2	2.1%	16	8	Documentation	18	18	10	1	0
Elysian Valley Riverside	1, 4, 13	50	0/0	4/1	2	4.3%	15	1	Documentation	15	15	10	2	0
Glassell Park	1, 13, 14	112	0/0	0/0	53	47.3%	18	1	Self-Affirmation	15	15	9	2	1
Greater Cypress Park	1, 13, 14	51	0/0	6/2	6	13.3%	14	1	Documentation	15	15	3	5	0
Historic Cultural	1, 9, 14	1,195	0/0	1/1	493	41.3%	15	7	Self-Affirmation	33	33	40	7	0
Historic Highland Park	1, 14	354	0/0	26/8	27	8.3%	16	1	Documentation	21	21	29	3	1
LA-32	1, 14	43	0/0	2/1	2	4.9%	16	5	Documentation	21	21	17	0	0
Lincoln Heights	1, 14	435	0/0	57/7	59	15.6%	13	1	Documentation	26	26	28	3	0

REGIONAL ELECTION SUMMARY

Voter Turnout: 2,626

Average Voting Age: 15.9

Ballot Types: 34

Self-Affirmation: 3 NCs

Documentation: 7 NCs

Board Seats: 218

Average Board Size: 21.8

Seats Open for Election: 218

Candidates: 183

Write-In Candidates: 29

Challenges: 3

VBM Ballots Issued: 0


VBM Ballots Cast: 0

Provisional Ballots Cast: 116

Provisional Ballots Counted: 23

Factual Basis Voters: 669

Factual Basis Voters (%): 15.5%





2010 Neighborhood Council Election Regional Polling Place Information Region G Election Day: Thursday, April 29, 2010

Arroyo Seco

Ramona Hall
Lobby
4580 N. Figueroa St.
Los Angeles, CA 90065

POLL HOURS: 2:00 p.m. to 8:00 p.m.

Boyle Heights

Hollenbeck Recreation Center
Boyle Heights Room
415 South Saint Louis St.
Los Angeles, CA 90033

POLL HOURS: 2:00 p.m. to 8:00 p.m.

Eagle Rock

Eagle Rock City Hall
Community Room
2035 Colorado Blvd.
Los Angeles, CA 90041

POLL HOURS: 2:00 p.m. to 8:00 p.m.

Elysian Valley Riverside

Elysian Valley Recreation Center
Gym
1811 Ripple St.
Los Angeles, CA 90039

POLL HOURS: 12:00 p.m. to 6:00 p.m.

Glassell Park

Glassell Park Community/Senior Center
Conference Room 2
3750 North Verdugo Rd.
Los Angeles, CA 90065

POLL HOURS: 2:00 p.m. to 8:00 p.m.

Greater Cypress Park

Cypress Park Recreation Center
Auditorium
2630 Pepper Ave.
Los Angeles, CA 90065

POLL HOURS: 2:00 p.m. to 8:00 p.m.

Historic Cultural

Pico House at El Pueblo de Los Angeles
Historical Monument : Plaza Entrance
424 N. Main St.
Los Angeles, CA 90012

POLL HOURS: 1:00 p.m. to 7:00 p.m.

Historic Highland Park

Highland Park Recreation Center
Dining Room
6150 Piedmont Ave.
Los Angeles, CA 90042

POLL HOURS: 2:00 p.m. to 8:00 p.m.

LA-32

El Sereno Senior Center
Lobby/Music Room
4818 Klamath Place
Los Angeles, CA 90032

POLL HOURS: 10:00 a.m. to 4:00 p.m.

Lincoln Heights

Lincoln Park Recreation Center
Senior Room
3501 Valley Blvd.
Los Angeles, CA 90031

POLL HOURS: 2:00 p.m. to 8:00 p.m.



2010 Neighborhood Council Election

Regional Information: Region H Election Day - Saturday, June 26, 2010

NEIGHBORHOOD COUNCIL	COUNCIL DISTRICT(S)	VOTER TURNOUT	VBM BALLOTS ISSUED/CAST	PROVISIONAL VOTES CAST/COUNTED	FACTUAL BASIS VOTERS	FACTUAL BASIS VOTERS (%)	VOTING AGE	BALLOT TYPES	STAKEHOLDER VERIFICATION METHOD	BOARD SIZE	SEATS OPEN FOR ELECTION	CANDIDATES	WRITE-IN CANDIDATES	CHALLENGES
Central Alameda	9	12	0/0	0/0	1	8.3%	12	1	Self-Affirmation	9	9	7	0	0
Downtown Los Angeles	9	790	4/4	1/0	5	0.6%	16	21	Self-Affirmation	28	28	52	1	1
Empowerment Congress Central Area	8, 9	126	0/0	0/0	7	5.6%	16	2	Self-Affirmation	15	10	3	7	0
Empowerment Congress West Area	8, 10	79	0/0	7/2	1	1.4%	16	4	Documentation	15	9	9	1	0
Mid City	10	139	0/0	0/0	1	0.7%	18	12	Self-Affirmation	23	23	10	7	0
Park Mesa Heights	8	66	0/0	3/1	2	3.2%	14	2	Documentation	15	15	13	1	0
South Central	1, 8, 9, 4	387	0/0	102/38	116	34.7%	18	2	Documentation	9	9	16	3	0
United Neighborhoods of Historic Arlington Heights, West Adams, and Jefferson Park Communities	1, 10	550	0/0	2/0	121	22.1%	14	7	Self-Affirmation	23	23	21	12	0
Voices of 90037	8, 9	30	0/0	3/0	2	7.4%	16	5	Documentation	15	14	7	2	0
West Adams	8, 10	53	0/0	0/0	0	0	18	1	Documentation	13	13	7	2	0
Westwood	5, 11	1,745	360/313	4/4	370	26.8%	17	3	Self-Affirmation	19	19	62	1	1

REGIONAL ELECTION SUMMARY

Voter Turnout: 3,977

Average Voting Age: 15.9

Ballot Types: 60

Self-Affirmation: 6 NCs

Documentation: 5 NCs

Board Seats: 184

Average Board Size: 16.7

Seats Open for Election: 172

Candidates: 207

Write-In Candidates: 37

Challenges: 2

VBM Ballots Issued: 364


VBM Ballots Cast: 317

Provisional Ballots Cast: 122

Provisional Ballots Counted: 45

Factual Basis Voters: 626

Factual Basis Voters (%): 10.1%





2010 Neighborhood Council Election Regional Polling Place Information Region H Election Day: Saturday, June 26, 2010

Central Alameda

Augustus Hawkins Recreation Center
Main Room
5790 Compton Blvd.
Los Angeles, CA 90011
POLL HOURS: 12:00 p.m. to 6:00 p.m.

Downtown Los Angeles*

The Exchange
Main Room
114 W. 5th St.
Los Angeles, CA 90013
POLL HOURS: 2:00 p.m. to 8:00 p.m.

Empowerment Congress Central Area

Amistad Plaza
Community Room
6050 South Western Ave.
Los Angeles, CA 90047
POLL HOURS: 10:00 p.m. to 4:00 p.m.

Empowerment Congress West Area

Department of Water and Power
Community Room
4030 Crenshaw Blvd.
Los Angeles, CA 90008
POLL HOURS: 9:00 a.m. to 3:00 p.m.

Mid City

Nate Holden Performing Arts Center
Cabaret Room
4718 West Washington Blvd.
Los Angeles, CA 90016
POLL HOURS: 2:00 p.m. to 8:00 p.m.

Westwood

Westwood Recreation Center
Room C
1350 Sepulveda Blvd.
Los Angeles, CA 90024
POLL HOURS: 11:00 a.m. to 5:00 p.m.
372

Park Mesa Heights

Van Ness Park Recreation Center
Classroom
5720 2nd Ave.
Los Angeles, CA 90043
POLL HOURS: 2:00 p.m. to 8:00 p.m.

South Central

All Peoples Christian Center
Community Room
822 East 20th St.
Los Angeles, CA 90011
POLL HOURS: 10:00 a.m. to 4:00 p.m.

United Neighborhoods of the Historic Arlington Heights, West Adams and Jefferson Park Communities

Council District 10 – Field Office
Conference Room
1819 S. Western Ave.
Los Angeles, CA 90006
POLL HOURS: 9:00 a.m. to 3:00 p.m.

Voices of 90037

Mount Moriah Baptist Church
Community Room
4269 S. Figueroa St.
Los Angeles, CA 90037
POLL HOURS: 12:00 p.m. to 6:00 p.m.

West Adams

Vineyard Recreation Center
Senior Room
2942 Vineyard Ave.
Los Angeles, CA 90016
POLL HOURS: 12:00 p.m. to 6:00 p.m.

*** FRIDAY, JUNE 25, 2010**



2010 Neighborhood Council Election

Regional Information: Region I Election Day - Tuesday, June 8, 2010

NEIGHBORHOOD COUNCIL	COUNCIL DISTRICT(S)	VOTER TURNOUT	VBM BALLOTS ISSUED/CAST	PROVISIONAL VOTES CAST/COUNTED	FACTUAL BASIS VOTERS	FACTUAL BASIS VOTERS (%)	VOTING AGE	BALLOT TYPES	STAKEHOLDER VERIFICATION METHOD	BOARD SIZE	SEATS OPEN FOR ELECTION	CANDIDATES	WRITE-IN CANDIDATES	CHALLENGES
Community and Neighbors for Ninth District Unity	8, 9	13	0/0	0/0	0	0	18	1	Documentation	9	4	0	3	0
Central San Pedro	15	64	0/0	0/0	8	12.5%	14	1	Self-Affirmation	17	17	13	1	0
Coastal San Pedro	15	34	0/0	2/1	2	6.3%	18	1	Documentation	17	17	13	0	0
Empowerment Congress Southeast Area	8, 9, 15	15	0/0	2/1	5	35.7%	18	1	Documentation	15	9	2	1	0
Empowerment Congress Southwest Area*	8	N/A	N/A	N/A	N/A	N/A	15	1	Documentation	15	9	0	0	N/A
Harbor City	15	164	0/0	9/4	30	19.1%	15	1	Documentation	13	13	12	5	0
Harbor Gateway North	8, 15	277	1/1	1/1	12	4.4%	18	9	Self-Affirmation	17	17	15	3	0
Harbor Gateway South	15	29	0/0	0/0	0	0	16	1	Self-Affirmation	15	15	6	1	0
Northwest San Pedro	15	111	0/0	11/1	2	2.0%	16	1	Documentation	17	18	9	0	0
Watts	8, 15	264	0/0	0/0	30	11.4%	14	10	Self-Affirmation	21	21	19	9	0
Wilmington	15	26	0/0	3/0	0	0	16	1	Documentation	23	3	1	0	0

*The Empowerment Congress Southwest Area Neighborhood Development Council Board Member Election was canceled due to a lack of candidates.

REGIONAL ELECTION SUMMARY

Voter Turnout: 997

Board Seats: 179

Challenges: 0

Factual Basis Voters: 89

Average Voting Age: 16.2

Average Board Size: 16.3

VBM Ballots Issued: 1

Factual Basis Voters (%): 9.2%

Ballot Types: 28

Seats Open for Election: 143

VBM Ballots Cast: 1

Self-Affirmation: 4 NCs


Candidates: 90

Provisional Ballots Cast: 28

Documentation: 7 NCs

Write-In Candidates: 23

Provisional Ballots Counted: 8





2010 Neighborhood Council Election Regional Polling Place Information Region I Election Day: Tuesday, June 8, 2010

Community and Neighbors for Ninth District Unity

Praises of Zion Baptist Church
Gymnasium
8222 South San Pedro St.
Los Angeles, CA 90003

POLL HOURS: 2:00 p.m. to 8:00 p.m.

Central San Pedro

Anderson Memorial Senior Center
Cafeteria
828 Mesa St.
San Pedro, CA 90731

POLL HOURS: 2:00 p.m. to 8:00 p.m.

Coastal San Pedro

Cabrillo Marina Community Center
Community Room
224 Whalers Walk
San Pedro, CA 90731

POLL HOURS: 2:00 p.m. to 8:00 p.m.

Empowerment Congress Southeast Area

Prince Hall
Board Room
9027 South Figueroa St.
Los Angeles, CA 90003

POLL HOURS: 12:00 p.m. to 6:00 p.m.

Watts

George McDonald Court Apartments
Community Room
1800 E. 92nd St.
Watts, CA 90002

POLL HOURS: 2:00 p.m. to 8:00 p.m.

Harbor City

Harbor City Recreation Center
Senior Citizen Room
24901 Frampton Ave.
Harbor City, CA 90710

POLL HOURS: 1:00 p.m. to 7:00 p.m.

Harbor Gateway North

Rosecrans Recreation Center
Gym
840 West 149th St.
Los Angeles, CA 90247

POLL HOURS: 2:00 p.m. to 8:00 p.m.

Harbor Gateway South

Cheryl Green Boys and Girls Club
Activity Room
1435 Del Amo Blvd.
Torrance, CA 90501

POLL HOURS: 2:00 p.m. to 8:00 p.m.

Northwest San Pedro

Peck Park Recreation Center
Club Room A
560 North Western Ave.
San Pedro, CA 90732

POLL HOURS: 2:00 p.m. to 8:00 p.m.

Wilmington

Wilmington Senior Center
Cafeteria
1317 Eubank St.
Wilmington, CA 90744

POLL HOURS: 2:00 p.m. to 8:00 p.m.

2010 Neighborhood Council Elections Survey



To help us learn how to better serve you, the Office of the City Clerk - Election Division would appreciate if you took a moment of your time to complete this survey. Thank you.

NC: _____ Date: _____

1) Please rate your voting experience (Please circle one) 1 = Highly Dissatisfied, 5 = Satisfied, 10 = Highly Satisfied

1 2 3 4 5 6 7 8 9 10

2) What did you like about your Neighborhood Council's Election Process?

3) What did you not like about your Neighborhood Council's Election Process?

4) Do you have any suggestions for improving the Neighborhood Council Election Process?

Please write down your email address if you would like to receive Neighborhood Council Election Updates:

Thank you for taking the time to provide your valuable feedback!

Please return this form to Election Division staff or mail/fax to:

Neighborhood Council Election Unit, 555 Ramirez St., Space 300, Los Angeles, CA 90012

Telephone: (213) 978-0444

Fax: (213) 978-0376