



ITEM 1

Date: 11-09-14
Submitted in HHP Committee
Council File No. N-1138-31
Item No. 1
~~Deputy:~~ CAO

Comprehensive Homeless Strategy

Quarterly Performance Report

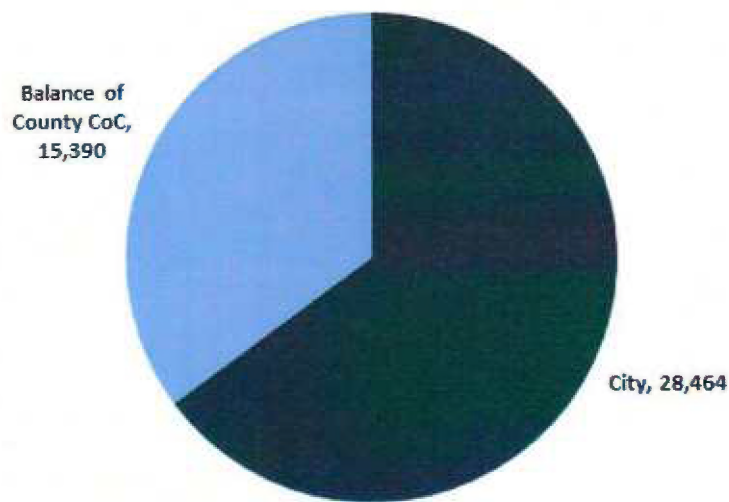
Fiscal Year 2016-17

First Quarter (Q1)

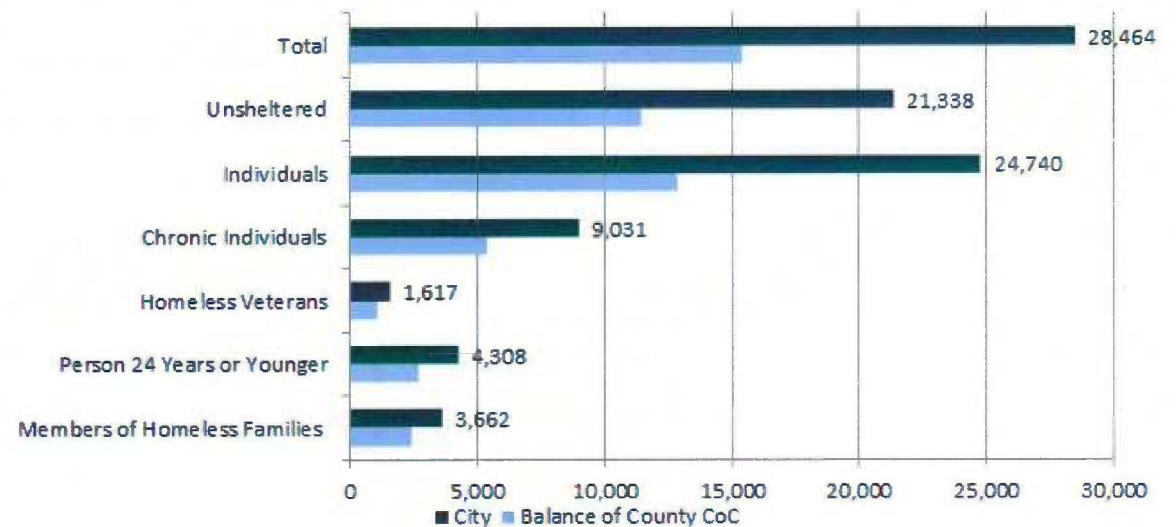


Homelessness in Los Angeles

43,454 Homeless in LA County
Continuum of Care (CoC)



City Homeless Population v. LA CoC*



* LAHSA 2016 Greater Los Angeles Homeless Count (<https://www.lahsa.org/homeless-count/reports>)
Categories not mutually exclusive



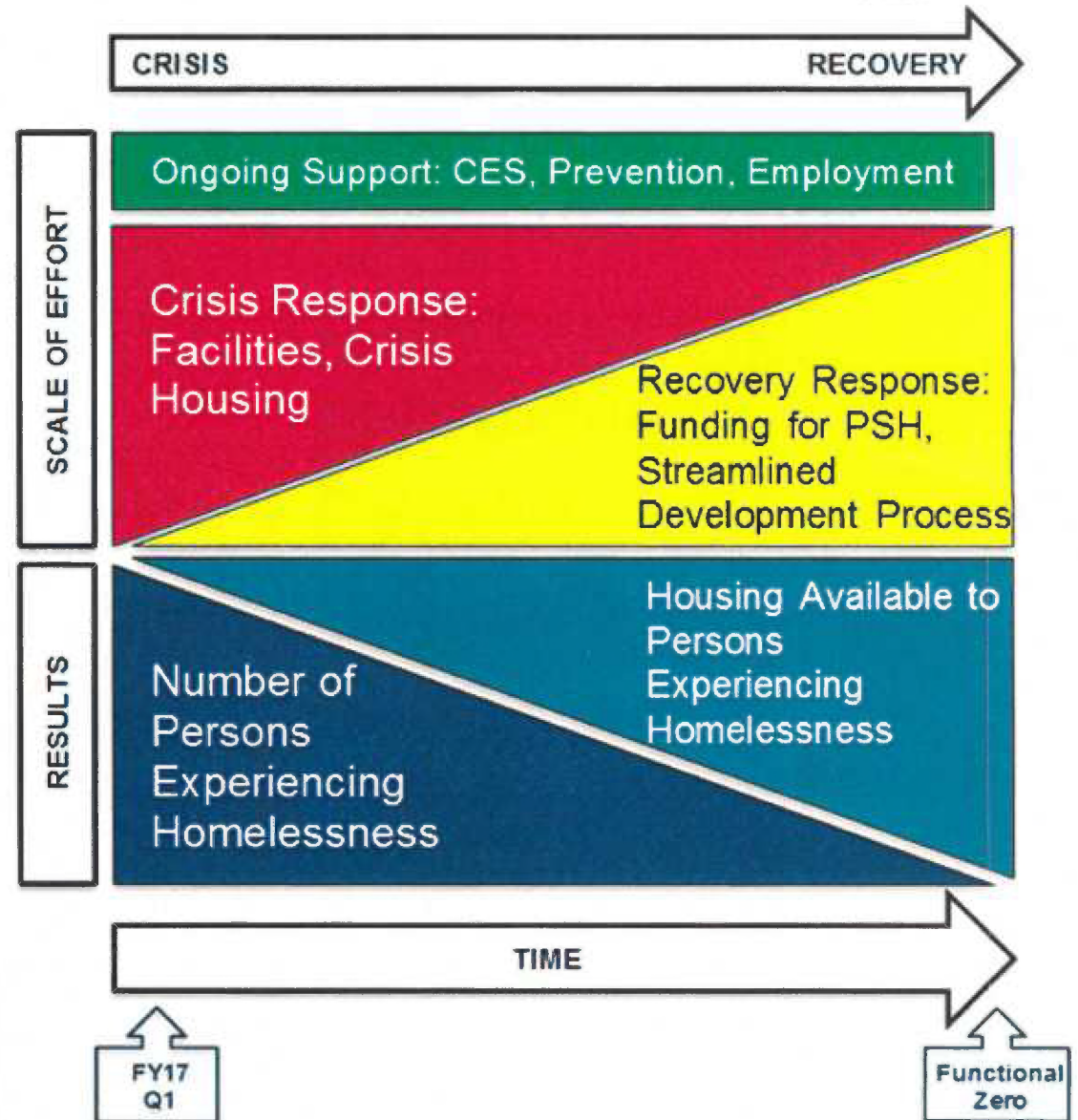
Comprehensive Homeless Strategy

FY 2016-17 Q1:

- Focus on Crisis Response Strategies
- Lay the foundation for long-term solution

Over Time:

- More housing available
- Less need for “crisis services”



Fiscal Year 2016-17 Q1 Status

Coordination

- All strategies being tracked in web-based project management system

Crisis Response

- LASAN Encampment Protocols (3B)
- Challenges with siting new facilities (6A)

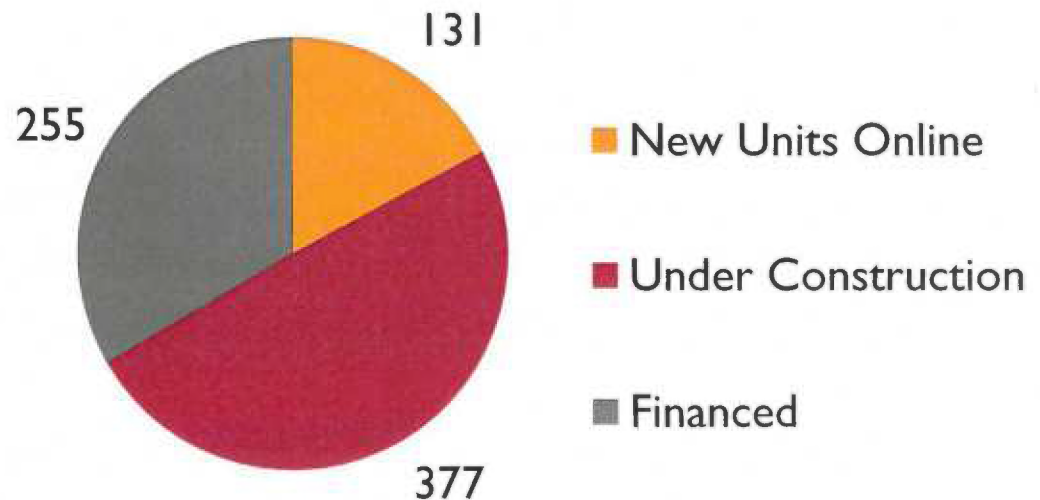


Fiscal Year 2016-17 Q1 Status

Recovery Infrastructure

- 131 new PSH (7E & 10A)
- 1,688 Veterans housed
- 230 Permanently Housed through RRAV (7B)
- Qualified Developers for City-owned sites (7D)

Permanent Supportive Housing Production



Fiscal Year 2016-17 Q1 Status

Ongoing Support

Coordinated Entry System (4A, 7B, 7O)

- **254** Year Round Crisis Housing Beds
- **1,473** Housing Navigation Clients
- **2,014 Adults** and **88 youth** will receive Rapid Rehousing

HOPE Teams (3A)

- **Four** new HOPE Teams
- **407** Officers this year (763 to date) trained

EWDD LA:RISE (9A, 9B, 9C & 9I)

- **200** homeless clients placed in subsidized employment



Next Quarter

- Ongoing Status
- Budget Expenditures to Date
- Performance Metrics

