



Andy Shrader <andy.shrader@lacity.org>

Please add to Council file #16-0585

Irene Bowie <huladog1@earthlink.net>
Reply-To: Irene Bowie <huladog1@earthlink.net>
To: andy.shrader@lacity.org

Tue, May 31, 2016 at 3:43 PM


Good Day, Mr. Shrader,
Attached please find the coyote management plan for the City of Calabasas. Alex Farassati is the Environmental Services Manager for Calabasas and he can tell you how successful this plan has been in managing urban coyotes in that area. His phone number is 818.224.1600.

I ask that you add this plan to the Council file.

Thank you,
Irene Bowie
808.268.0303

 **Coyote-Management-Plan.pdf**
3134K

RECEIVED
CITY CLERK'S OFFICE
2016 MAY 31 PM 4:11
BY _____
CITY CLERK
DEPUTY



Coyote Encounter Observation Report

Everyone enjoys observing wildlife in its natural environment. However, many well-meaning residents of urban hillside and rural areas have promoted an unnatural boldness in coyotes by intentionally or unintentionally feeding them.

Recognize that the coyote is indigenous to Calabasas. We built our city in the coyote's backyard and the coyote has adapted to this environment. We should adapt to the presence of the coyote. There are precautions residents should take to mitigate unwanted interactions.

Coyotes: Villain or Vilified?



Watch "Coyotes: Villain or Vilified?" produced by the County of San Diego.

Coyote (Canis Latrans)

The coyote weighs 20 to 30 pounds and stands 23 to 26 inches at the shoulder. In appearance, the coyote looks similar to a tan colored shepherd type dog with long pointed muzzle, large ears and long legs. The coyote is an extremely intelligent predator that has adapted to living in close proximity to humans. Coyotes, whose natural habitat is the Los Angeles basin, have adjusted to the shrinking habitat by living closer to humans, sometimes in residential areas, parks, and on the landscaped areas of the freeway system. Coyotes use the flood control channels, freeways, hillside erosion gutters, city streets, and sidewalks as convenient means of travel. They find an abundant source of water from swimming pools, gutters, leaking hose faucets, and sprinkler heads, bird baths and pet water dishes in residential areas.

Although the coyote is an excellent hunter, feeding primarily on rats, mice, ground squirrels, rabbits, insects, carrion and fruit, it will not hesitate to kill cats, small dogs, poultry, sheep or goats, given the opportunity. They learn that domestic animals are easier to catch than wild prey and will prowl neighborhoods in search of unattended domestic animals.



What You Can Do to Protect Your Family, Pets, Poultry and Livestock?



Coyotes are capable of scaling fences up to six feet high. They will also dig under fences. They can be deterred by solid fence with no visibility to inside, increasing the height of fencing and facing it outward at a 45 degree angle. Bury the bottom of the fence at least six to twelve inches underground to prevent the coyote from digging underneath. A covered enclosure set up with a pet door will permit your pet to go safely outdoors.

Coyotes are wild animals and should be treated as such. No attempt should be made to pet or otherwise make contact with them.


Chicken, rabbits, and other small animals often kept outside should be kept in well-protected areas and in sturdy cages at night. Cages made of chicken wire will not keep desperate coyotes or other predators from entering. Stronger gauge wiring is a necessity in protecting these small animals. City residents are advised to give special attention to the following do's and don'ts:

Do's

- Keep your cat or small dog indoors at night or any other time when a coyote is known to be in the area
- Accompany your small dog in a well lighted area at night for comfort walks
- Walk your dog on a leash whenever you take it off of your property
- Confine poultry and rabbits in covered enclosures constructed with heavy mesh wire. Coyotes can break through ordinary chicken wire
- Keep all outdoor trash can lids securely fastened to trash containers
- Pick backyard fruit as soon as it ripens and keep rotten fruit off the ground

Don'ts

- Don't feed wild animals.
- Don't leave pet food outside, particularly at night
- Don't allow pets to roam from home--especially at night.
- Don't leave water bowls for pets outdoors
- Don't leave garbage containers open
- Don't leave water in birdbaths or bird seed outdoors for songbirds



[Click here to download the brochure.](#)

Exclusion Techniques

This is not a quick, short term process. Relate this to never saying no to a child. The first time they hear it they won't understand or believe it. Consistency over time is the most effective means.

Here are the steps you can take:

- Never ignore, just watch, or turn your back on a coyote.
- Never allow a coyote between you and a pet or child. A coyote will not want to get involved with a person.
- Remove all human sources of food. Keep trash and compost inaccessible. Pick up fallen fruit in yards. Clean out under bird feeders.
- Report any sightings of wild animals feeding from dumpsters. Include time of day and business name to environmental health by calling 3-1-1.
- Submit a [Coyote Encounter Observation Report](#) to the City of Calabasas
- Do not let cats run freely in neighborhoods. Keep small dogs in close proximity when outside. Keep all pets inside at night (or in a completely enclosed kennel) when coyotes are most active.
- Maintain fences so coyotes cannot slip underneath. Add deterrents to the tops of fences that reduce a coyote's ability to grab on and pull themselves up and over. Coyote rollers and wire extensions can discourage animals attempting to breach fences.
- Install motion activated lights in back yard. Keep lights on when dogs are outside.
- Visually inspect yard before allowing any pet outside.
- Communicate with local officials. Report the following (include the date and location of incident): Coyote biting or attacking dogs; Coyote killing cat or dog; Coyote biting a person; Person feeding coyote, either accidentally or purposefully; Open trash cans and dumpsters at local businesses.



Remember, as with many wild animals, the coyote, when left alone, will regulate its own numbers. If coyotes in a certain area are killed, die, or are relocated, the remaining members will fill the vacancies, either with larger litters or by allowing outsiders to move into the area. Flashing lights, tape recorded human noises, scattered moth balls, and ammonia-soaked rags strategically placed may deter coyotes from entering your property. Coyotes and all other predatory mammals are considered "opportunistic" hunters. It is your responsibility to afford fundamental protection for all of your domestic and companion animals.

For additional information, please contact Alex Farassati at (818) 224-1600 or via e-mail: afarassati@cityofcalabasas.com.

Additional Links and Information

- [CTV Show - "City Spotlight: Coyotes in the City"](#)
- [Coyote Management Plan](#)
- [City Council Resolution No. 2011-1308](#)
- [Coyote Encounter Observation Report](#)
- Email address for individuals interested in communicating about this topic: coyotes@cityofcalabasas.com
- Project Coyote - www.projectcoyote.org
- Department of Fish and Game - www.dfg.ca.gov
- National Park Services - www.nps.gov
- California Wildlife Center - www.cawildlife.org
- Humane Wildlife Control Association - <http://www.humanewildlifecontrol.org/>



CITY *of* CALABASAS

Coyote Management Plan



Public Works department
Environmental Services Division
100 Civic Center Way
Calabasas, CA 91302
Tel: 818-224-1600
www.cityofcalabasas.com

Table of Contents

Coyote Management Plan	2
Goals	2
Difficulties Managing Wildlife	2
Limits of this Management Plan	3
The Coyote (<i>Canis latrans</i>)	4
Where are coyotes from?	4
What do coyotes look like?	4
How do you know where coyotes are?	5
How and where do coyotes live?	6
What role do coyotes play in the city?	6
How do humans perceive coyotes?	7
Have coyote numbers increased in Calabasas?	7
How do humans affect coyote behavior?	8
Hazing and Behavior Change	8
Goals of Hazing	9
Hazing Process	9
Overview of Hazing	9
Management Strategy	11
Public Education and Outreach	11
Attack Response Plan	11
Appendices	
Definitions on Encounters with Coyotes	13
Coyote behavior, behavior classification and recommended response	15
Hazing Program and Training Plan	16
Hazing and Behavioral Change	16
Foundation of Hazing	16
Goals of Hazing	16
General Considerations	17
Training Program	18
Public Hazing Training	19
Summary of Hazing	20

Coyote Management Plan

Goals

The goal of this Management Plan is to support coexistence with urban coyotes using education, behavior modification and development of a tiered response to aggressive coyote behavior. The tiered response requires active participation on the part of the entire community including residents, homeowners associations, volunteers and city personnel.

This Management Plan is based on research and best known management practices and includes a full spectrum of management tools. Basic principles that guide this Plan are based on the following:

1. Urban wildlife is valued for biological diversity, as members of natural ecosystems, and reminders of larger global conservation issues.
2. Urban wildlife and wildlife habitats are important to Calabasas residents. Although urban environments are more favorable to some species than others, coexistence is the foundation of city's general wildlife management programs.
3. Human safety is a priority in managing wildlife/human conflicts that pose a danger to people.
4. Preventive practices such as, reduction and removal of wildlife attractants, habitat manipulation (e.g. removal of potential coyote denning areas), and responding appropriately during human and wildlife interactions when interacting with wildlife are key to minimizing potential human conflicts.
5. Calabasas management techniques and decisions are based on a thorough understanding of the biology and ecology of urban wildlife species.
6. Education and communication are essential in supporting human and animal needs and coexistence.
7. Emphasis of this management plan is placed on preventative measures and non-lethal controls.

Difficulties Managing Wildlife

Although Calabasas places a high value on its wildlife, some species adapted to urban environments have the potential for problems and/or conflicts in specific situations.



In addressing problems, the city promotes policies supporting prevention and implementation of remedial measures that do not harm the wildlife or their habitats.

A wildlife problem is defined as any situation that causes a health or safety issue to its residents. In cases where problems with wildlife are associated with human behavior (leaving garbage exposed or intentional wildlife feeding), ordinances and enforcement may be enacted to minimize conflict.

In some cases, particular or traditional management tools are ineffective. For examples, trapping coyotes and relocation of animals is not ecologically sound. Generally, many relocated animals do not survive the transfer. If they do, they tend to disperse to other locations where they may cause problems. In some instances, the dispersed coyotes will go to great lengths to return to known territory or adversely affect residents.

As a last resort, lethal control measures are controversial and non-selective. If they are used, they must be humane and in compliance with federal and state laws and require prior approval by the City of Calabasas Landscape Manager. City funds will not be used to trap and kill coyotes.

Limits of this Management Plan

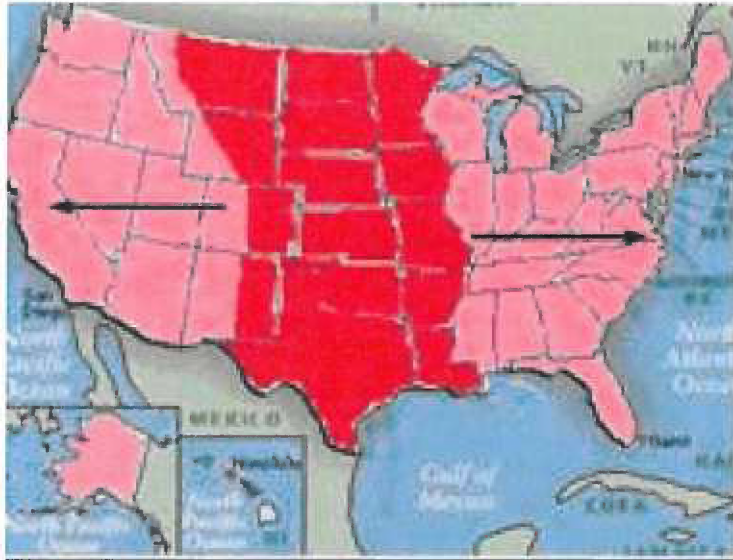
The intent of this plan is to provide guidance for city staff in dealing with coyotes in Calabasas. Guidelines and provisions of this plan do not supersede federal, state and county regulations and policies. Furthermore, the provisions of this plan do not apply to Calabasas residents in pursuit of their legal rights in dealing with coyotes.



The Coyote (*Canis latrans*)

Where are coyotes from?

Coyotes are originally native to California and several other western states. Due to their intelligence, adaptability, the decline of larger animals and urban sprawl, coyotes have successfully expanded their range. They are now found in all states except Hawaii and have successfully established themselves in every urban ecosystem across North America.



Coyote dispersal range

What do coyotes look like?


On the upper parts of their body, coyote pelts vary from gray-brown to yellow-gray. Their backs have tawny-colored under fur and long overcoats with black-tipped guard-hairs. The latter forms a dorsal stripe and dark band over their shoulders. Throat and bellies tend to be buff or white. Forelegs, sides of the head, muzzle and feet are reddish brown. Coyotes have long legs, small paws, large pointed ears and a pointed snout. Weighing between 15 to 40 pounds, their long legs and thick fur make them appear larger.



Adult coyote

How do you know where coyotes are?

If you do not directly see a coyote, you may notice paw prints or scat (feces) left behind or even may hear them. Their prints are similar to dogs and difficult to tell apart. However, unlike dogs, their scat is rope-like and typically filled with hair, seeds and bones. Coyotes use scat to communicate and often deposit it in the middle of a trail or edge of their territory where it is easily seen. Coyotes howl, bark or whine – usually to communicate with each other.



Dog scat



Coyote scat



How and where do coyotes live?

Coyotes may live alone, in pairs, or in family groups with one breeding pair, generally mating once a year, usually January through February. Social organization and group size are highly correlated with food availability. The rest of the group is comprised of multiple generations of offspring. Pups are born March through May. The entire group protects the pups though pup mortality averages between 50 and 70% in the first year. Litter size depends on available resources and the number of coyotes in the area.

Although a litter varies from two to 12 pups, the average is six or seven. Pups remain in the den the first six weeks and then travel with the adults. By the end of summer; they are more independent, yet, may still travel with parents and siblings.

Because coyotes are socially organized, the group raises the young and defends their territory from other coyotes. Territories do not overlap. Although they generally live in groups, coyotes often travel alone or in pairs.



In the urban areas, most coyotes live in large parks, golf courses, greenways and natural open space where they find food and cover. Thus, their territory may follow the park or open space boundaries. They are extremely adaptable in creating territories under a wide range of urban conditions.

What role do coyotes play in the environment?

Coyotes play an important role in the urban ecosystem. They are predators of geese, eggs, squirrels, mice, rabbits, rats, gophers and other small animals. Rodents make up a majority of their diet. Areas with resident coyotes often report a decrease in rodents and geese populations.

**How do humans perceive coyotes?**

People respond to coyotes in various ways. Some observe them with enjoyment, others with indifference and some with fear or concern. Personal experiences with coyotes may influence their perceptions. Experiences range from animal sightings without incident to stalking, killing of pets or, at the extreme, an attack on a person.

Because wild animals conjure up fear, actual sightings and perceptions may become exaggerated or misconstrued (see Appendix A for coyote description encounters). The wide range in perceptions of urban coyotes from Calabasas residents supports the need for strong and consistent educational messages to clarify management techniques.

Have coyote numbers increased in Calabasas?

Without tracking and updated inventories, it is difficult to know if the number of coyotes has increased in an area. What is known is that coyotes can become habituated if they are intentionally or unintentionally fed, which can lead to bolder behavior when coyotes lose their fear of people.

Coyotes - like all predators - will stabilize their populations if they are not constantly exploited. Coyotes regularly roam an area of about 3-6 square miles or whatever it takes to get enough food for the pack members. Normally, each pack is a territorial family group that varies in number from 3 to 10 individuals. A portion of the area the pack inhabits is the pack's territory, which they defend from other coyotes. The number of mature coyotes in the pack is linked to the amount of food resources in the territory. The pack system keeps coyotes from getting too numerous because the packs defend the area they need to survive.

A coyote pack usually has one breeding (or alpha) female. This female produces many more puppies than are ultimately wanted in the pack. Young coyotes may leave the pack at about 9-11 months of age but dispersal patterns are highly variable. These coyotes become transients. Other types of transients include older individuals that can no longer defend their role as upper level pack members and leave the pack.

Transients move all over in narrow undefended zones that exist between pack territories searching for an open habitat to occupy or group to join. They often die before they succeed (many are hit by cars). It is largely because of these transients, that coyote culling programs are unsuccessful.

Removing a group of territorial coyotes will create an undefended area into which the transient coyotes will flow. At all times of the year, numbers of transients are immediately available to replenish any voids created by killing the resident coyotes. Further, if either the alpha male or alpha female in a pack is killed, the



resulting effect may result in ovulation in other breeding-age females in the pack and an increase in the number of litters as well as the number of pups per litter.

How do humans affect coyote behavior?

Cities may support larger populations of animals in close proximity to people for the following reasons:

- 1) Increased access to food. People provide easy access to large supplies of food by leaving pet food, bird seed, unsecure compost or trash and fallen fruits in yards. Unintentional and intentional feeding of coyotes may encourage bold behavior and increase aggression towards people and pets. Intentional feeding can lead coyotes to see people as a source of food.
- 2) Increased access to water. Year round water supplies in cities from man-made ponds, lakes, irrigation, pet water dishes, etc. increase water for prey animals and coyotes.
- 3) Increased potential shelter. Parks, open spaces, golf course buildings, vehicles, sheds, decks, crawl spaces, among others increase the amount and variability of coyote shelters. They can safely and easily remain close to people, pets, homes and businesses without detection.
- 4) Increased exposure to pets. Pets are a normal part of an urban landscape and to urban coyotes they are considered other animals in their habitats. Pets can be considered potential prey or a potential competitor in coyote territory.

While human attacks are very rare, urban landscape development, habituation through intentional and unintentional feeding.. pet related incidents and media attention have led some urban residents to fear coyotes. Steps must be taken to address safety concerns and misconceptions and appropriate responses to potential threats to human safety. It's important to keep in mind that coyotes have been in and around Los Angeles (and other parts of Southern California), interacting with and being seen by people, for as long as the city has existed.

Hazing and Behavioral Change

Some coyotes have become too comfortable in the close proximity of people. To safely coexist, it's important to modify this behavior and attitude in resident coyote populations. Habituated coyote behavior needs to be reshaped to encourage coyotes to avoid contact with humans and pets.

Hazing – also known as “fear conditioning” - is the process that facilitates this change and is by necessity a community response to negative encounters with coyotes. The



more often an individual animal is hazed, the more effective hazing is in changing coyote behavior (see Appendix C for coyote hazing overview).

Goals of Hazing

The goals of hazing are to:

- Reshape coyote behavior to avoid human contact in an urban setting.
- Give residents tools to actively engage in reshaping coyote behavior and to support feeling safe in their parks and neighborhoods.
- Model hazing behavior and share accurate information about coyotes with other residents, friends and family.

Hazing Process

Human behavior can shape animal behavior, in either a negative or positive manner. People living in close proximity to coyotes can remove coyote attractants, identify potentially dangerous situations for their pets and themselves, and respond in a manner designed to change coyote behavior.

Behavioral change and hazing includes the following:

- a) Pet owners need to protect pets. Off-leash and unattended dogs and unattended outside cats attract coyotes (as well as pet food).
- b) Residents need to learn hazing effectiveness and techniques. A hazing program must be instituted and maintained on a regular basis.
- c) Hazing needs to be active for a sustained period of time to achieve the desired change for the highest possible long-term success.
- d) Hazing requires monitoring to assess its effectiveness and to determine if further action or more aggressive hazing is needed.

Overview of Hazing

Hazing is a process whereby a number of individuals encountering a coyote respond in like manner to make a coyote uncomfortable and choose to leave a situation where their presence is unwanted.

Basic hazing consists of standing your ground, never ignoring or turning your back to a coyote(s), yelling and making unpleasant and frightening noises until the animal(s) choose to leave.

More aggressive hazing consists of approaching an animal quickly and aggressively, throwing projectiles, spraying with a hose or water gun, or creating fear of contact so the animal leaves the situation. For more options see Appendix C on hazing.



Hazing must continue once it begins until the animal leaves, otherwise, the coyote will learn to “wait” until the person gives up. Not following through with hazing will create an animal more resistant to hazing instead of reinforcing the image that “people are scary.”

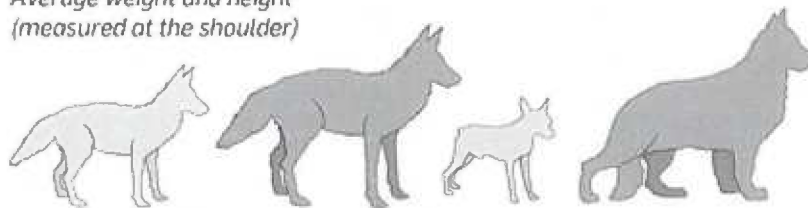
Hazing should never injure the animal. An injured animal becomes less predictable versus a normal, healthy one who responds in a consistent and predictable manner to hazing.

A common concern with hazing involves potential danger to the hazer. A coyote’s basic nature is very skittish and the nature of the species is what makes this technique successful. A normal, healthy coyote will not escalate a situation with an aggressive person. Hazing is NOT successful with every species of wild animal because different types of animals have different traits.

AT A GLANCE

Larger, more wiley and much more varied in color than its Western counterpart, the Eastern coyote is a product of migration and adaptation, establishing itself in New Jersey and other urbanized Eastern areas more than 50 years ago.

*Average weight and height
(measured at the shoulder)*



**Western
coyote**

Weight: 20-30 lbs.
Height: 18 inches

**Eastern
coyote**

Weight: 30-40 lbs.
Height: 24 inches

**Miniature
pinscher**

Weight: 8-20 lbs.
Height: 12 inches

**German
shepherd**

Weight: 85-95 lbs.
Height: 26 inches

THE STAR-LEDGER

*Source: Jonathan Way, Eastern Coyote Research,
American Kennel Club, dogsindepth.com, NJ
Division of Fish and Wildlife*

Management Strategy

City strategy for managing coyotes is based on balancing respect and protection for wildlife and their habitats without compromising public safety. The main strategy is comprised of a two-pronged approach consisting of public education designed around co-existence with coyotes and ensuring public safety by implementing appropriate responses to a coyote attack on a human.

Public Education and Outreach

Education is the key to having residents make appropriate decisions regarding their safety, or managing their property and pets. This involves decreasing attractants, increasing pet safety and creating reasonable expectations of normal coyote behavior.

Learning how to respond to a coyote encounter empowers residents and supports reshaping undesired coyote behavior. The public should understand what normal coyote behavior is when living in close proximity with coyotes. For example, vocalization is normal acceptable behavior and does not indicate aggression. Education and outreach include:

- a) Understanding human safety, pet safety, coyote attractants, deterrents to coyotes on private property, including appropriate fencing, exclusion techniques, “what to do” tips, and information on appropriate hazing techniques.
- b) Developing a common language and awareness of normal versus abnormal behavior when discussing encounters with coyotes (see definitions in Appendix A)
- c) Dissemination of information to residents, businesses and schools through the city’s website, CTV, media newsletter, e-news, etc.
- d) Cooperating with non-profit organizations like Project Coyote and agencies like that National Park Service that provide public education materials, programs, and expertise.

Attack Response Plan

An “attack” is defined as: when a human is injured or killed by a coyote. (see Appendix A for definitions). If a human is attacked and physically injured by a coyote, City staff will inform the California Department of Fish and Game. (See Appendix B on levels of coyote behavior).

City funds will not be spent on trapping. However, according to State laws, coyotes are considered “non-game wildlife”, therefore any resident or homeowner association Board of Directors can initiate, at their own expense, action to protect themselves and their property from coyote attacks. However, Proposition 4- passed by California voters in 1998- prohibits leg-hold traps statewide and severely restricts use of other body-gripping traps. No private individual is authorized to discharge a firearm within the City of Calabasas.





Appendix A

Definitions on Encounters with Coyotes

Active coexistence: Humans and coyotes exist together. Communities decide on community space, such as open spaces, where coyotes are appropriate and do not haze, feed, or interact with them in these areas. Humans take an active role in keeping coyotes in their community wild by learning about coyote ecology and behavior, removing attractants, taking responsibility for pet safety, and hazing coyotes in neighborhood or community spaces (except for predetermined coyote appropriate areas)..

Attack – A human is injured or killed by a coyote.

Provoked - A human-provoked attack or incident where the human involved encourages the coyote to engage. Examples include dog off-leash in an on-leash area; dog on leash longer than 6' in length, or a human intentionally approaches or feeds the coyote.

Unprovoked - An unprovoked attack or incident where the human involved does not encourage the coyote to engage.

Attended animal loss or injury - When a person is within 6' of the pet and the pet is on leash and is attacked and injured by a coyote.

Domestic animal loss or injury - A coyote injures or kills a pet animal. Also includes "depredation" - predation on domestic pets or livestock. Unattended animal loss or injury is normal behavior for a coyote.

Encounter: An unexpected, direct meeting between a human and a coyote that is without incident.

Feeding

Intentional feeding - A resident or business actively and intentionally feeds coyotes including intentionally providing food for animals in the coyote food chain.

Unintentional feeding - A resident or business is unintentionally providing access to food. Examples such as accessible compost, fallen fruit from trees, left open sheds and doors, pet food left outdoors, among others.

Unintentional feeding – bird feeders: A resident or business with bird feeders that may provide food for coyotes, e.g. birds, bird food, rodents, squirrels. Bird feeders must be kept high enough from the ground so a coyote is unable to reach the



feeding animals. The area under the bird feeder must be kept clean and free of residual bird food.

Hazing: Training method that employs immediate use of deterrents to move an animal out of an area or discourage an undesirable behavior or activity. Hazing techniques include loud noises, spraying water, bright lights, throwing objects, shouting. Hazing can help maintain a coyote's fear of humans and deter them from neighborhood spaces such as backyards and play spaces. Hazing does not damage animals, humans or property.

Incident: A conflict between a human and a coyote where the coyote exhibits the following behavior: approaches a human and growls, bares teeth, or lunges; injures or kills an attended domestic animal. A human is not injured.

Levels of animal contact

Level 1: A coyote that has been involved in an investigated and documented unprovoked attack on a human. Targeted education and hazing needed public awareness of incident and circumstances discussed, lethal response may be appropriate.

Level 2: A coyote that has been involved in an investigated and documented provoked attack on a human with no pet involved. Evaluate circumstances and human safety, provide education and hazing training, enhance public awareness of incident and circumstances. Lethal response may be appropriate.

Level 3: A coyote is involved in an incident(s) and/or an attended domestic animal loss. Education and hazing needed, public awareness of incident and circumstances discussed.

Level 4: A coyote appears to frequently associate with humans or human related food sources, and exhibits little wariness of people presence, including unattended domestic animal loss. Education and hazing needed, public awareness of incident and circumstances discussed.

Observation: The act of noticing or taking note of tracks, scat or vocalizations.

Sighting: A visual observation of a coyote(s). A sighting may occur at any time of the day or night.

Unsecured Trash - Trash that is accessible to wildlife, e.g. individual garbage cans, bags or uncovered or open dumpsters or trash cans over-flowing or where scattered trash is outside the receptacle.

Appendix B

Coyote behavior, behavior classification and recommended response

Coyote Action	Classification	Response
Coyote heard	Observation	Distribute educational materials and info on normal coyote behavior
Coyote seen moving in area	Sighting	Distribute education materials and info on normal coyote behavior
Coyote seen resting in area	Sighting	If area frequented, educate people on normal behavior, haze to encourage animal to leave
Coyote following or approaching a person & pet	Sighting Encounter	Educate on potential hazing techniques, what to do tips and pet management
Coyote following or approaching a person w/o pet	Encounter	Educate on potential hazing techniques, what to do tips and pet management
Coyote entering a yard without pets	Sighting	Educate on coyote attractants, yard audit, hazing info
Coyote entering a yard with pets	Encounter	Educate on coyote attractants, yard audit, hazing info, pet management
Coyote entering yard and injuring or killing pet	Incident	Develop hazing team in area, gather info on specific animals involved, report on circumstances, educate on coyote attractants, yard and neighborhood audits, pet management
Coyote entering yard with people & pets, no injury occurring	Encounter	Gather info on specific animals involved, report circumstances, educate on coyote attractants, yard/neighborhood audits, hazing, pet management
Coyote biting or injuring pet on leash	Incident	Gather info on specific animals involved, report circumstances, educate on coyote attractants, yard/neighborhood audits, hazing, pet management
Coyote aggressive, showing teeth, back fur raised, lunging, nipping w/o contact	Incident	Gather info on specific animals involved, report circumstances, educate on coyote attractants, yard/neighborhood audits, hazing, pet management.
Coyote biting or injuring person	Attack	Identify and gather information on specific animal involved, report circumstances, educate on coyote attractants, yard/neighborhood audits, hazing, and pet management,. If a human is attacked and physically injured by a coyote, City staff will inform the California Department of Fish and Game.

Appendix C

Hazing Program and Training Plan

Coexistence is not a passive undertaking. Calabasas's guiding principles are to coexist with wildlife.

Hazing and Behavioral Change

Some urban coyotes have become comfortable in close proximity to people. To safely coexist, it's important to modify this behavior and attitude in resident coyote populations. Urban coyote behavior needs to be reshaped to encourage coyotes to avoid contact with humans and pets

Hazing is the process that facilitates this change and is by necessity a community response to encounters with coyotes. The more often an individual animal is hazed, the more effective hazing is in changing coyote behavior.

Hazing employs immediate use of deterrents to move an animal out of an area or discourage undesirable behavior or activity. Deterrents include loud noises, spraying water, bright lights, throwing objects, shouting. Hazing can help maintain a coyote's fear of humans and discourage them from neighborhoods such as backyards and play areas. Hazing does not harm or damage animals, humans or property. Behavioral change also involves human activities such as how to identify and remove attractants and how to responsibly protect pets.

Foundation of Hazing

- a) It is not economically, ecologically or in other ways efficient to try and remove coyotes from the urban ecosystem.
- b) Hazing is one piece of a long-term plan in creating safe and acceptable living situations, increase understanding and reduce conflict between coyotes and people.

Goals of Hazing

- 1) To reshape coyote behavior to avoid human contact in an urban setting. Human behavior can shape animal behavior, in either a negative or positive manner. People living in close proximity to coyotes can remove coyote attractants, identify potentially dangerous situations for their pets and themselves, and respond in a manner designed to change coyote behavior.
- 2) To provide residents information and tools to actively engage in reshaping coyote behavior and to support feeling safe in their parks and neighborhoods.

This can be accomplished by teaching residents hazing techniques. The latter will be initiated by community volunteers.

- 3) To model hazing behavior and share accurate information about coyotes among other residents, friends and family.
- 4) Monitor hazing by volunteers to assess its effectiveness and determine if further action or more aggressive hazing is needed.
- 5) Develop long-term community based hazing programs by volunteers.

General Considerations

1. Levels of hazing need to be appropriately relevant to coyote activity.
 - a) Coyotes live in open spaces and the best practice is to leave them alone and educate the public on personal safety.
 - b) Coyotes are often out late at night when few people are present. This is normal acceptable behavior. Hazing may not be necessary.
 - c) Exceptions: In early stages of hazing, programs should still engage animal. Coyotes that associate danger in the presence of people under all circumstances will be reinforced to avoid contact.
2. Hazing must be more exaggerated, aggressive and consistent when first beginning a program of hazing. As coyotes “learn” appropriate responses to hazing, it will take less effort from hazers. Early in the process, it is extremely common for coyotes not to respond to hazing techniques. Without a history of hazing, they do not have the relevant context to respond in the desired outcome (to leave).
3. Techniques and tools can be used in the same manner for one or multiple animals. Usually there is a dominant animal in a group who will respond - others will follow its lead. DO NOT ignore, turn your back or avoid hazing because there are multiple animals instead of a single individual.
4. The more often an individual coyote is hazed by a variety of tools and techniques and a variety of people, the more effective hazing will be in changing that animal’s future behavior.
5. Hazing must be directly associated with the person involved in the hazing actions. The coyote must be aware of where the potential threat is coming from and identify the person.



6. Coyotes can and do recognize individual people and animals in their territories. They can learn to avoid or harass specific individuals in response to behavior of the person and/or pet.
7. Coyotes can be routine in habit. Identifying their normal habits can help target which habits to change. For example, the coyote patrols the same bike path at the same time in the morning three to five days a week. Hazers should concentrate on that time and place to encourage the animal to adapt its routine to decrease contact with people.
8. Certain levels of hazing must always be maintained so that future generations of coyotes do not learn or return to unacceptable habits related to habituation to people.
9. Human behavior must change to support hazing and continued identification and, if necessary, remove possible attractants.
10. Education about exclusion techniques including how to identify and remove attractants, personal responsibility in pet safety and having reasonable expectations are critical parts of a coyote hazing plan.
11. Coyotes are skittish by nature. Habituated behavior is learned and reinforced by human behavior. Coyotes as a rule DO NOT act aggressively towards aggressive people. The one exception is a sick or injured animal. Engaging a sick or injured animal can result in unpredictable behavior. If this is suspected, people should not engage and remove themselves from the situation, then inform appropriate agencies (i.e. California Department of Fish and Game).
12. Individuals involved in hazing need to be trained in explaining hazing to residents who witness the process. They also need to explain the difference between hazing and harassment of wildlife and goals of appropriate behavior for coexistence.

Training Program

Because coexisting with wildlife involves the community, initiating the hazing training programs and hazing activities by volunteers must be supervised by experts. Without this support, the programs ultimately fail. Information should include basic training on background, coyote ecology information, and overview of hazing, examples of techniques. Materials should be provided such as handouts, contact information and resources when questions, comments and concerns come up relating to coyotes.



Volunteers need to learn about coyote behavior and be aware of realistic expectations, understanding normal versus abnormal coyote behavior and having a consistent response to residents' concerns and comments.

Public Hazing Training

Hazing requires by necessity community involvement, understanding, and support. Residents are best equipped to respond consistently and at the most opportune times in their own neighborhoods, parks and open spaces.

1. Locations of trainings offered shall be based on data accumulated from public on coyote activity in specific neighborhoods, parks or open space.
2. Trainings shall be free to the public.
3. Topics that need to be covered include but not limited to:
 - a. basic coyote information
 - b. discussion on why coyotes are in the city
 - c. normal and abnormal coyote behavior
 - d. seasonal behavior changes-breeding season, pups, denning behavior
 - e. reality of dangers towards people vs. danger towards pets
 - f. children and coyotes
 - g. how human behavior influences coyote behavior
 - h. attractants
 - i. tips on deterring animals from entering private property
 - j. appropriate response when encountering a coyote
 - k. what is hazing, goals, how to engage
 - l. appropriate hazing techniques and tools
 - m. pet safety tips
4. Interested individuals and participants shall be placed on a confidential email list. Updates, additional coyote information, electronic flyers and handouts sent out. All information can be and is encouraged to be passed on to others.
5. Participants shall be notified of "hot spots" and asked to haze in the area.
6. Ask for feedback on hazing training and use of hazing techniques.
7. Participants shall email detailed accounts of encounters and hazing to volunteer hazers for evaluation of program, progress, successful tools and techniques being used, techniques and tools needed.
 - a. Date, location, time of day, number of animals



b. Initial coyote behavior, hazing behavior, coyote response

Summary of Hazing

Hazing is a process whereby individuals and volunteers respond in like manner to make a coyote uncomfortable and choose to leave a situation where their presence is unwanted.

Basic hazing consists of standing your ground, never ignoring or turning your back to a coyote(s), yelling and making unpleasant and frightening noises until the animal(s) choose to leave.

More aggressive hazing consists of approaching an animal quickly and aggressively, throwing projectiles, spraying with a hose or water gun, or creating fear of contact so the animal leaves the situation. Note: Many projectiles are not legal including but not limited to slingshots, paintballs, guns and pepper balls.

Hazing must continue once it begins until the animal leaves, otherwise, the coyote will learn to “wait” until the person gives up. The coyote will create an animal more resistance to hazing instead of reinforcing the image that “people are scary”.

Hazing should never injure the animal. An injured animal becomes less predictable versus a normal, healthy one who responds in a consistent and predictable manner to hazing.

Hazing should be conducted in a manner that allows the coyote to return to its normal habitat in a direction that would minimize harm to the animal. Hazing the animal in the direction of other houses and busy streets should be avoided.

Hazing uses a variety of different hazing tools. This is critical as coyotes get used to individual items and sounds.

- Noisemaker: Voice, whistles, air horns, bells, “shaker” cans, pots, pie pans
- Projectiles: sticks, small rocks, cans, tennis balls, rubber balls.
- Deterrents: hoses, spray bottles with vinegar, pepper spray, bear repellent, walking sticks

