




MOTION

I MOVE, that the matter of the continued consideration of the Ad Hoc Committee on Homelessness Report relative to the use of the Coordinated Entry System (CES) to improve the delivery of homeless services (C.F. 14-0655), Item 20 on today's Council Agenda, BE AMENDED to adopt the attached Erratum and the Revised Attachment 6 submitted to Council by the Los Angeles Housing and Community Investment Department (HCIDLA) on June 23, 2015, which make technical corrections to HCIDLA's report dated June 17, 2015.

PRESENTED BY: _____


JOSE HUIZAR
Councilmember, 14th District


SECONDED BY: _____


SEP 2 2015

ORIGINAL



Eric Garcetti, Mayor
Rushmore D. Cervantes, General Manager

Program Operations Bureau
1200 West 7th Street, Los Angeles, CA 90017
tel 213.744.9052 | fax 213.744.9061
hcidla.lacity.org

June 23, 2015

Council File: 14-0655
Council District: Citywide
Contact Persons:
Suzette Flynn: 808-8580
Laura Guglielmo: 808-8405

Honorable Members of the City Council
City of Los Angeles
C/o City Clerk
200 Spring Street, 3rd Floor
Los Angeles, CA 90012

Attn: Richard Williams, Legislative Assistant

ERRATUM TO AD HOC COMMITTEE ON HOMELESS REPORT DATED JUNE 17, 2015, ON HOW FUNDING TO HOUSE CHRONICALLY HOMELESS PEOPLE CAN BE MAXIMIZED THROUGH THE COORDINATED ENTRY SYSTEM (CES) (Council File 14-0655)

On June 18, 2015, at the City Council's Ad Hoc Committee on Homelessness meeting, the Los Angeles Housing + Community Investment Department (HCIDLA), the Housing Authority of the City of Los Angeles (HACLA), and the Los Angeles Homeless Services Authority (LAHSA), presented a written report, dated June 17, 2015, on how funding to house the chronically homeless can be directed to make use of the Coordinated Entry System (CES) (Council File 14-0655). We have made the changes noted below to the report. All other aspects of the report remain the same.

- Page 5, second paragraph: Number of emergency and transitional housing beds has been changed to "approximately 2,299 beds".
- Page 7, Recommendation 2: Number of families that could be housed with additional funding has been changed to "100".
- Page 7, Recommendation 4: Number of emergency housing beds has been changed to "1,758".
- Attachment 6: Replaced with Revised Attachment 6.

The original report with revised attachments is included.

A handwritten signature in black ink, appearing to read "Rushmore D. Cervantes".

RUSHMORE D. CERVANTES
General Manager



2015 Greater Los Angeles Homeless Count

| Los Angeles Continuum of Care | 2013 | % | 2015 | % | Δ% |
|------------------------------------------|---------------|------|---------------|------|------------|
| Grand Total | 35,524 | | 41,174 | | 16% |
| Unsheltered | 22,590 | 64% | 28,948 | 70% | 28% |
| Sheltered | 12,934 | 36% | 12,226 | 30% | -5% |
| Individuals | 28,029 | 79% | 33,389 | 81% | 19% |
| Family Members | 6,678 | 19% | 7,505 | 18% | 12% |
| Children in Families | 3,850 | 11% | 3,925 | 10% | 2% |
| Unaccompanied Minors | 817 | 2% | 280 | 0.7% | -66% |
| Chronically Homeless Individuals | 7,475 | 21% | 12,356 | 30% | 65% |
| Chronically Homeless Family Members | 1,227 | 3% | 1,817 | 4% | 48% |
| Veterans | 4,007 | 11% | 4,016 | 10% | 0% |
| Female Veterans (included above) | 227 | 0.6% | 375 | 1% | 65% |
| Severe Mental Illness | 9,963 | 28% | 12,253 | 30% | 23% |
| Chronic Substance Abuse | 11,073 | 31% | 10,388 | 25% | -6% |
| Persons with HIV/AIDS | 349 | 1.0% | 757 | 2% | 117% |
| Experience of Domestic Violence | 3,159 | 9% | 8,801 | 21% | 179% |
| Physical Disability | 6,321 | 18% | 8,148 | 20% | 29% |
| Male | 26,176 | 74% | 27,309 | 66% | 4% |
| Female | 9,348 | 26% | 13,643 | 33% | 46% |
| Transgender Male to Female | NA | | 196 | 0.5% | |
| Transgender Female to Male | NA | | 26 | 0.1% | |
| Hispanic / Latino | 8,005 | 23% | 11,082 | 27% | 38% |
| Black / African-American | 13,992 | 39% | 15,887 | 39% | 14% |
| White / Caucasian | 12,284 | 35% | 10,306 | 25% | -16% |
| Asian / Pacific Islander | 454 | 1% | 657 | 2% | 45% |
| American Indian / Alaskan Native | 390 | 1% | 1,163 | 3% | 198% |
| Native Hawaiian / Other Pacific Islander | NA | | 66 | 0.2% | |
| Multi-Racial / Other | 399 | 1% | 2,013 | 5% | 405% |
| Age: 18 -24 | 4,428 | 12% | 3,089 | 8% | -30% |
| Age: 25 - 54 | 19,073 | 54% | 23,467 | 57% | 23% |
| Age: 55 -61 | 4,685 | 13% | 7,026 | 17% | 50% |
| Age: 62 + | 2,671 | 8% | 3,387 | 8% | 27% |

* LA CoC covers all areas of LA County except Glendale, Long Beach, and Pasadena. Percentages based on Grand Total

| Los Angeles Continuum of Care | 2013 | % | 2015 | % | Δ% |
|-----------------------------------------------------|-------|------|--------|-----|------|
| Chronically Homeless Individuals | 823 | 6% | 1,373 | 11% | 67% |
| Chronically Homeless Family Units | 105 | 0.8% | 148 | 1% | 41% |
| Chronically Homeless Family Members | 368 | 3% | 425 | 3% | 15% |
| Veterans | 1,450 | 11% | 1,253 | 10% | -14% |
| Sheltered Female Veterans (included above) | 86 | 0.7% | 105 | 1% | 22% |
| Severe Mental Illness | 2,812 | 22% | 2,816 | 23% | 0% |
| Chronic Substance Abuse | 1,792 | 14% | 2,354 | 19% | 31% |
| Persons with HIV/AIDS | 164 | 1.3% | 245 | 2% | 49% |
| Experience of Domestic Violence | 1,256 | 10% | 1,199 | 10% | -5% |
| Chronically Homeless Individuals | 6,652 | 29% | 10,983 | 38% | 65% |
| Chronically Homeless Family Units | 234 | 1.0% | 439 | 2% | 88% |
| Chronically Homeless Family Members | 859 | 4% | 1,392 | 5% | 62% |
| Veterans | 2,557 | 11% | 2,763 | 10% | 8% |
| Unsheltered Female Veterans (included above) | 141 | 0.6% | 270 | 1% | 91% |
| Severe Mental Illness | 7,151 | 32% | 9,437 | 33% | 32% |
| Chronic Substance Abuse | 9,281 | 41% | 8,034 | 28% | -13% |
| Persons with HIV/AIDS | 185 | 0.8% | 512 | 2% | 177% |
| Experience of Domestic Violence | 1,903 | 8% | 7,602 | 26% | 299% |

* Percentage is based on Sheltered or Unsheltered Respectively



2015 Greater Los Angeles Homeless Count

| City of Los Angeles | 2013 | % | 2015 | % | Δ% |
|------------------------------------------|---------------|-----|---------------|------|------------|
| Grand Total | 22,993 | | 25,686 | | 12% |
| Unsheltered | 14,968 | 65% | 17,687 | 69% | 18% |
| Sheltered | 8,025 | 35% | 7,999 | 31% | 0% |
| Individuals | 18,173 | 79% | 21,053 | 82% | 16% |
| Family Members | 4,144 | 18% | 4,436 | 17% | 7% |
| Children in Families | 2,378 | 10% | 2,316 | 9% | -3% |
| Unaccompanied Minors | 676 | 3% | 197 | 1% | -71% |
| Chronically Homeless Individuals | 4,926 | 21% | 8,060 | 31% | 64% |
| Chronically Homeless Family Members | 770 | 3% | 945 | 4% | 23% |
| Veterans | 2,584 | 11% | 2,733 | 11% | 6% |
| Female Veterans (included above) | 146 | 1% | 218 | 1% | 49% |
| Severe Mental Illness | 6,455 | 28% | 8,163 | 32% | 26% |
| Chronic Substance Abuse | 7,229 | 31% | 6,255 | 24% | -13% |
| Persons with HIV/AIDS | 222 | 1% | 546 | 2% | 146% |
| Experience of Domestic Violence | 2,031 | 9% | 5,458 | 21% | 169% |
| Physical Disability | 4,071 | 18% | 4,854 | 19% | 19% |
| Male | 16,967 | 74% | 17,458 | 68% | 3% |
| Female | 6,026 | 26% | 8,108 | 32% | 35% |
| Transgender Male to Female | NA | | 96 | 0.4% | |
| Transgender Female to Male | NA | | 24 | 0.1% | |
| Hispanic / Latino | 5,163 | 22% | 5,411 | 21% | 5% |
| Black / African-American | 9,020 | 39% | 12,188 | 47% | 35% |
| White / Caucasian | 8,005 | 35% | 5,567 | 22% | -30% |
| Asian / Pacific Islander | 296 | 1% | 496 | 2% | 68% |
| American Indian / Alaskan Native | 253 | 1% | 654 | 3% | 158% |
| Native Hawaiian / Other Pacific Islander | NA | | 37 | 0.1% | |
| Multi-Racial / Other | 256 | 1% | 1,333 | 5% | 421% |
| Age: 18 -24 | 2,853 | 12% | 1,712 | 7% | -40% |
| Age: 25 - 54 | 12,324 | 54% | 14,252 | 55% | 16% |
| Age: 55 -61 | 3,030 | 13% | 4,748 | 18% | 57% |
| Age: 62 + | 1,732 | 8% | 2,461 | 10% | 42% |

*Percentage is based on Grand Total

| City of Los Angeles | 2013 | % | 2015 | % | Δ% |
|-----------------------------------------------------|-------|-----|-------|------|------|
| Chronically Homeless Individuals | 525 | 7% | 960 | 12% | 83% |
| Chronically Homeless Family Units | 64 | 1% | 66 | 1% | 3% |
| Chronically Homeless Family Members | 223 | 3% | 204 | 3% | -9% |
| Veterans | 898 | 11% | 915 | 11% | 2% |
| Sheltered Female Veterans (included above) | 53 | 1% | 95 | 1% | 79% |
| Severe Mental Illness | 1,739 | 22% | 1,993 | 25% | 15% |
| Chronic Substance Abuse | 1,108 | 14% | 1,810 | 23% | 63% |
| Persons with HIV/AIDS | 102 | 1% | 218 | 3% | 114% |
| Experience of Domestic Violence | 778 | 10% | 804 | 10% | 3% |
| Chronically Homeless Individuals | 4,401 | 29% | 7,100 | 40% | 61% |
| Chronically Homeless Family Units | 149 | 1% | 238 | 1% | 60% |
| Chronically Homeless Family Members | 547 | 4% | 741 | 4% | 35% |
| Veterans | 1,686 | 11% | 1,818 | 10% | 8% |
| Unsheltered Female Veterans (included above) | 93 | 1% | 123 | 0.7% | 32% |
| Severe Mental Illness | 4,716 | 32% | 6,170 | 35% | 31% |
| Chronic Substance Abuse | 6,121 | 41% | 4,445 | 25% | -27% |
| Persons with HIV/AIDS | 120 | 1% | 328 | 2% | 173% |
| Experience of Domestic Violence | 1,253 | 8% | 4,654 | 26% | 271% |

*Percentage is based on Sheltered or Unsheltered Respectively