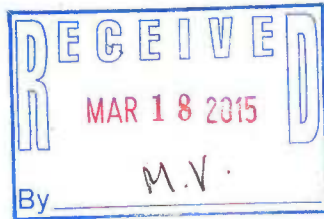


#37



Clean Streets L.A.

IMPROVING LIVABILITY IN LOS ANGELES



Miguel Santana
City Administrative Officer

Mark A. Thomas
Senior Advisor, Livability



Improving Livability

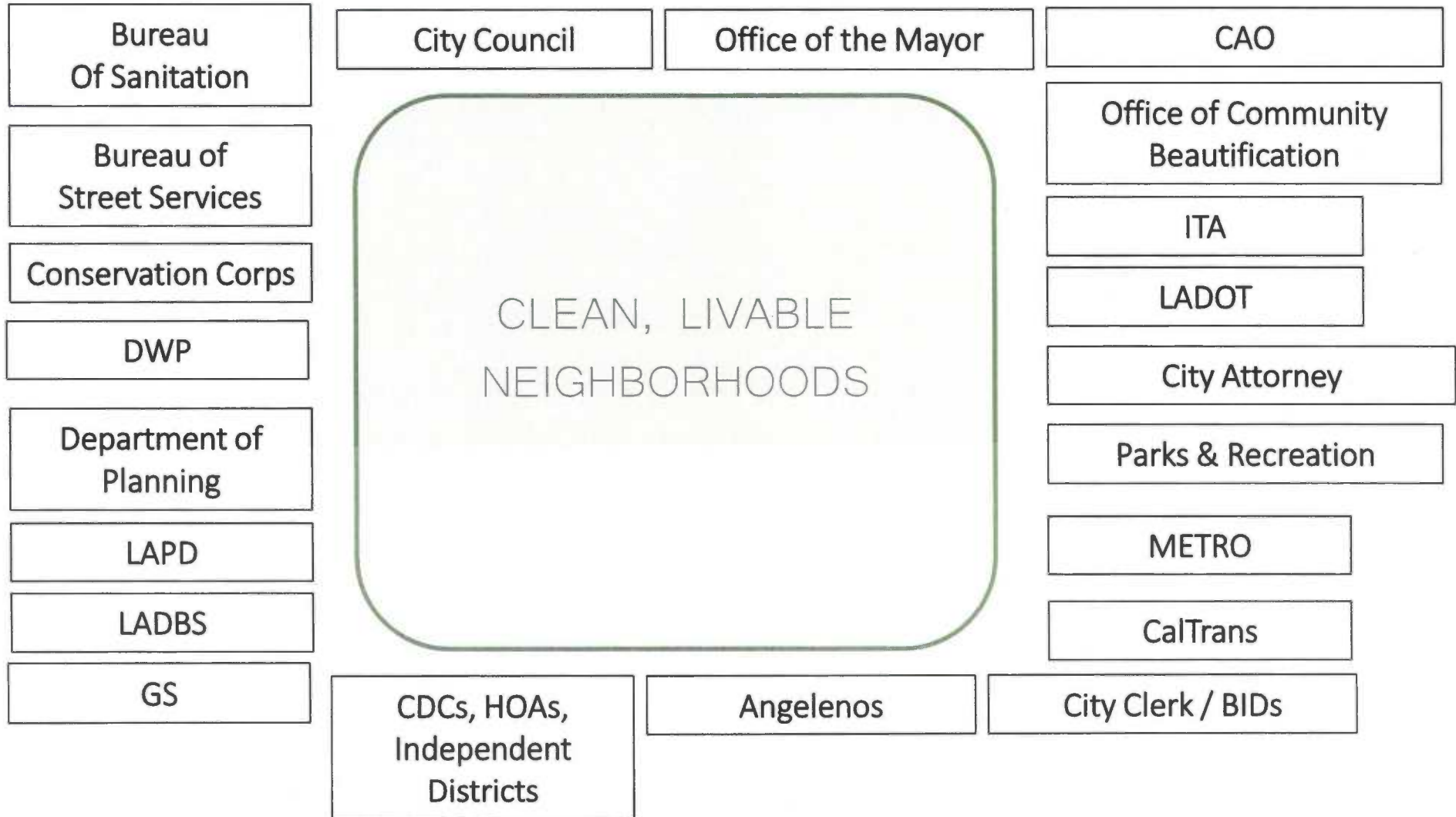
DESIRED OUTCOMES:

- The elimination of blight and uncleanliness across all Los Angeles communities.
- Fostering greater collaboration with the public to improve livability across the City.



Improving Livability

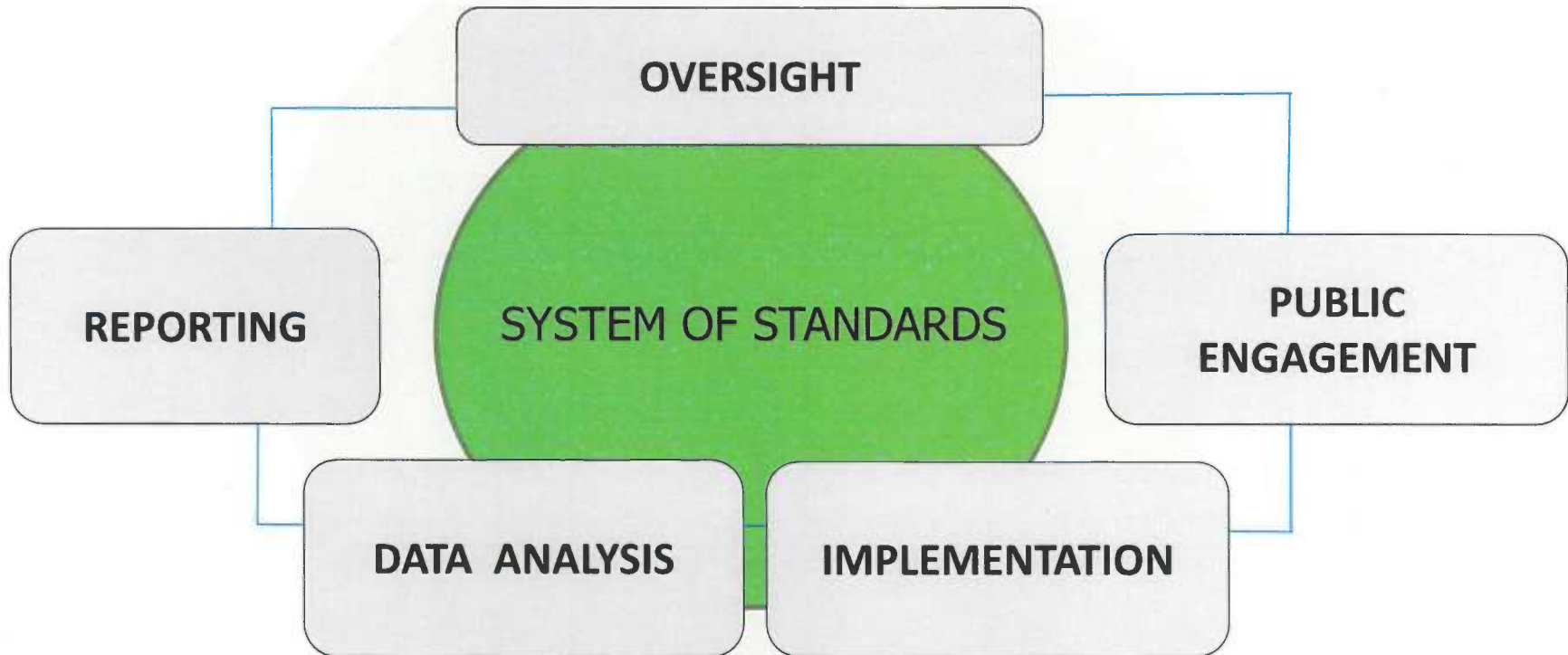
EXISTING STRUCTURE:





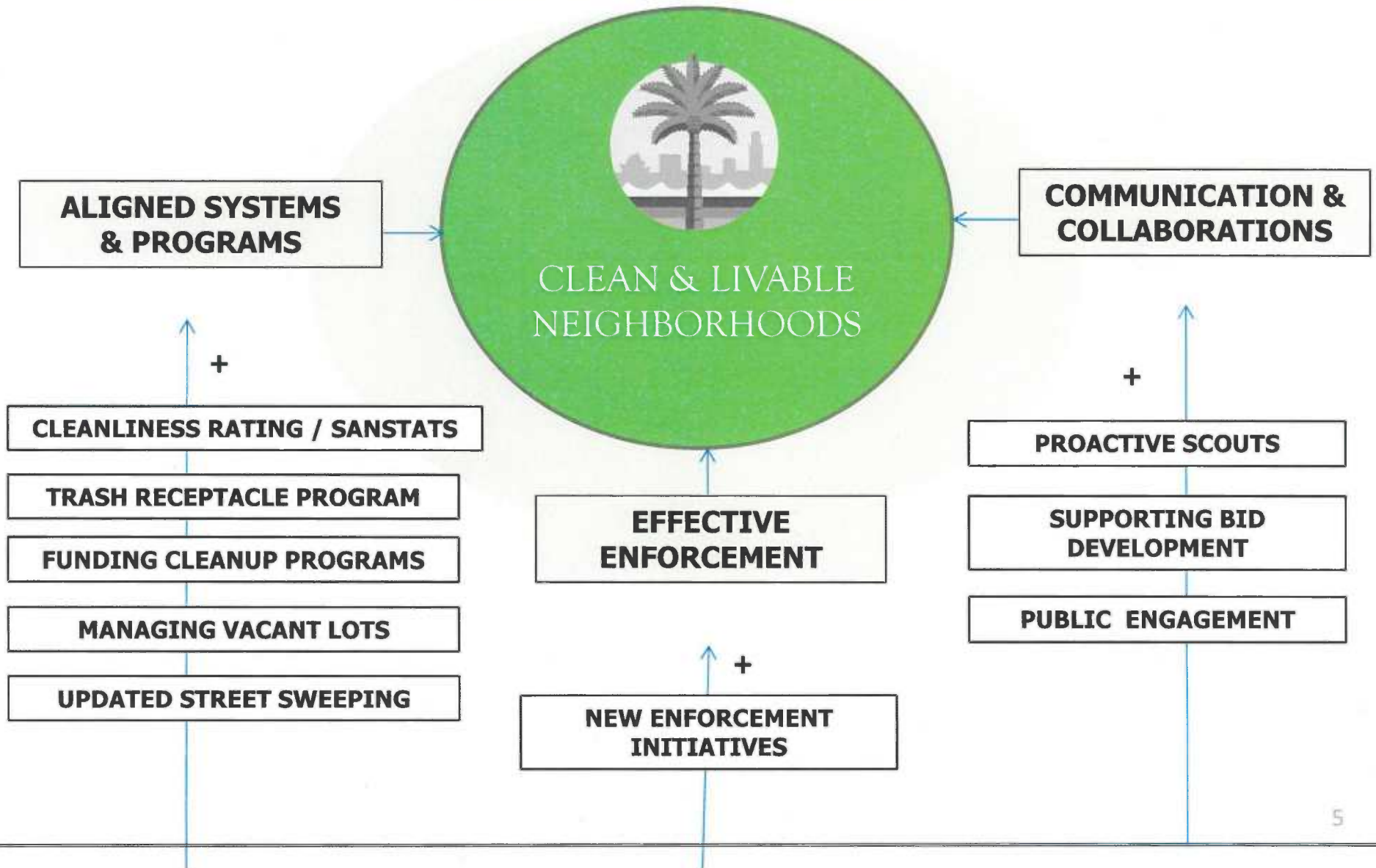
Improving Livability

FRAMEWORK:





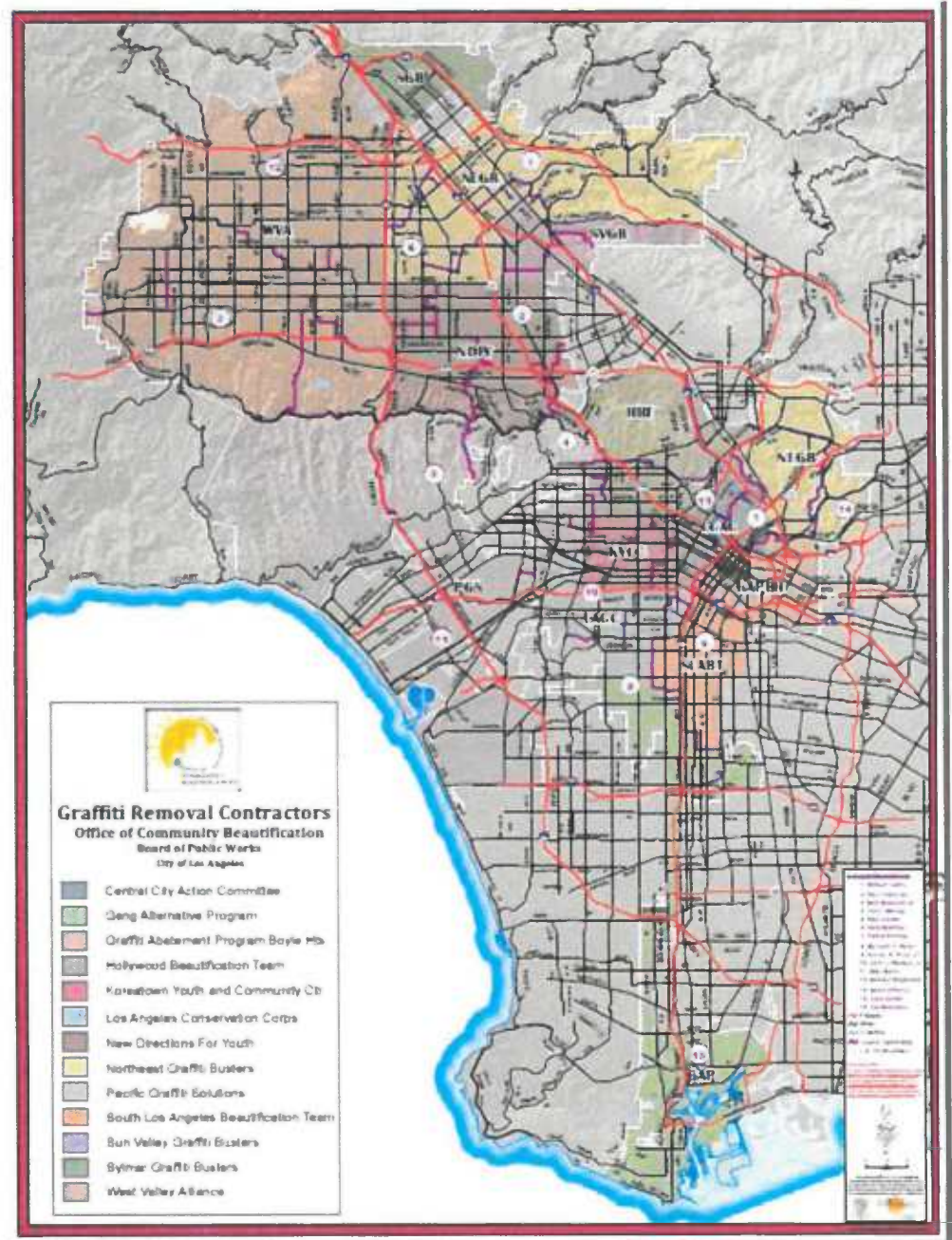
RECOMMENDATIONS:





#1. PROACTIVE SCOUTS:

Develop a **Street Conditions Observation Unit** program, instructing the Board of Public Works to expand the scope of the Office of Community Beautification's community partners to **proactively identify and report** quality of life conditions to the City's 311-system.

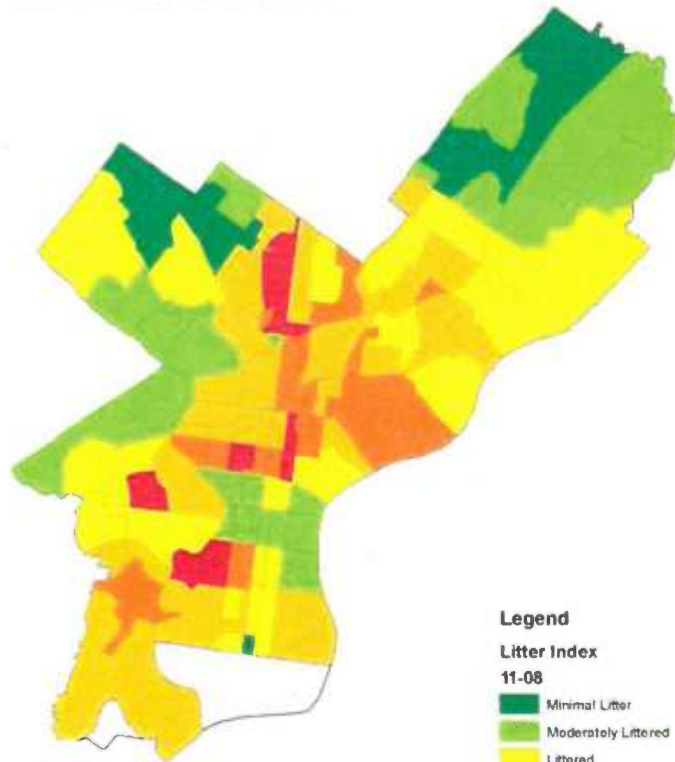




#2. CLEANLINESS RATING INDEX:

Develop the City's cleanliness rating index. Instruct the Board of Public Works and OCB to regularly measure the cleanliness of the City's streets, neighborhoods, and districts.

City of Philadelphia
Composite Litter Index
Nov., 2007, Mar. 2008, Jul. 2008, Nov. 2008



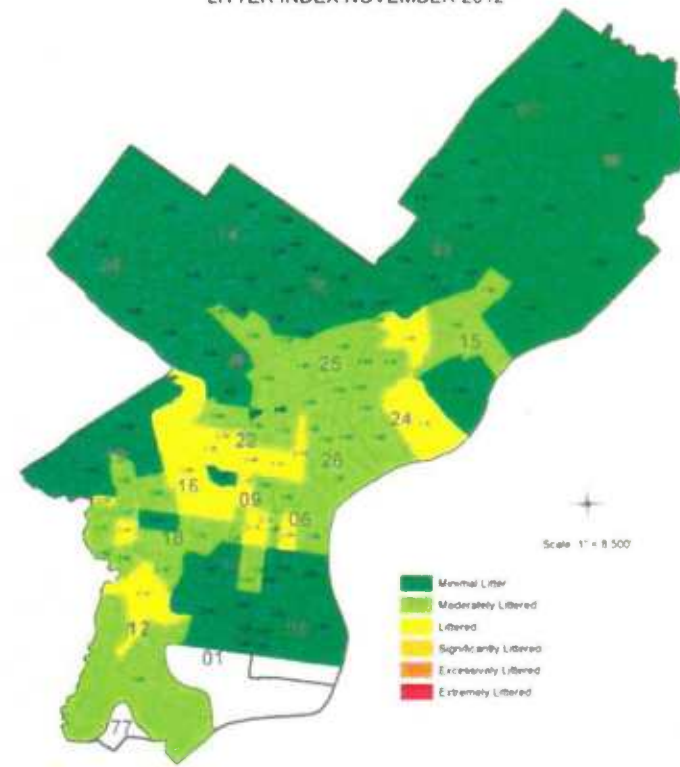
Source: Cartographic Modeling Lab, U of Penn

Legend

Litter Index 11-08

- Minimal Litter
- Moderately Littered
- Littered
- Significantly Littered
- Excessively Littered
- Extremely Littered

CITY OF PHILADELPHIA
LITTER INDEX NOVEMBER 2012



Scale 1" = 8,500'

- Minimal Litter
- Moderately Littered
- Littered
- Significantly Littered
- Excessively Littered
- Extremely Littered





#2. CLEANLINESS RATING INDEX:

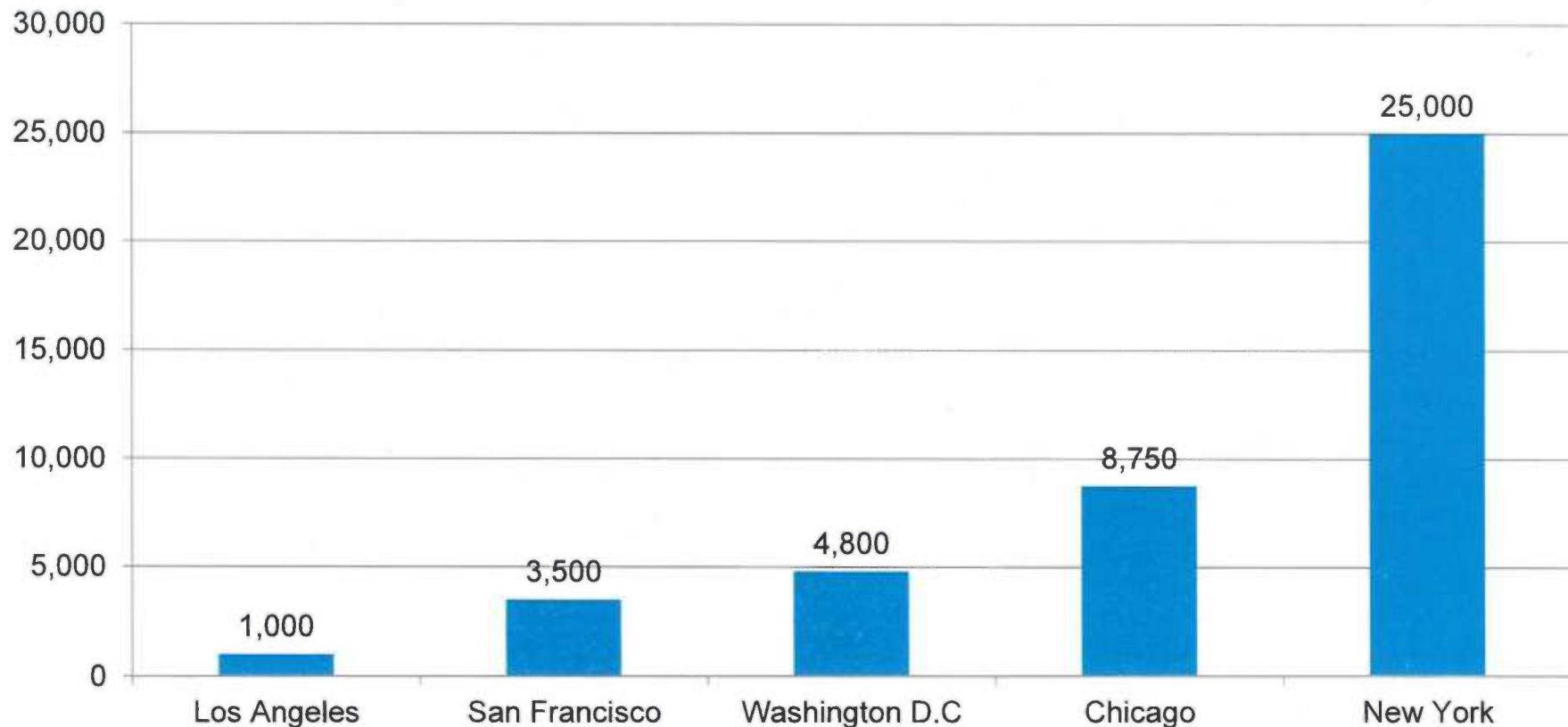
SUMMARY OF STANDARDS

Feature	Standard
1.0 Street Cleanliness	<p>Streets shall be free of litter and will be rated on a scale of 1 to 3.</p> <ul style="list-style-type: none"> ▪ 1 = Very clean, less than 5 pieces of litter per 100 curb feet examined. ▪ <2 = Acceptably clean (passing), 5-15 pieces of litter per 100 curb feet examined. ▪ 3 = Very Dirty, over 15 pieces of litter per 100 curb feet examined. <p>A final average rating of less than 2 must be attained to meet the standard for the route.</p>
2.0 Sidewalk Cleanliness	<p>Sidewalk shall be free of litter and will be rated on a scale of 1 to 3, as above. A final average rating of less than 2 must be attained to meet the standard for the route.</p> <p>Additionally:</p> <ul style="list-style-type: none"> ▪ 90% of sidewalk shall be free of grime, leaks and spills. ▪ Sidewalk shall be entirely free of illegal dumping. ▪ Sidewalk shall be entirely free of feces, needles, broken glass and condoms. ▪ Sidewalk shall be entirely free of offensive odors from SF Public Works and non-SF Public Works sources.
3.0 Graffiti	<p>100% of the street surface, public and private structures, buildings and sidewalks must be free of graffiti. The following categories are evaluated:</p> <ul style="list-style-type: none"> ▪ SF Public Works public property (street surfaces, city trash receptacles). ▪ Non-SF Public Works public property (street signs, meters, mailboxes, etc). ▪ Private property ▪ Sidewalk surfaces
4.0 Trash Receptacles	<ul style="list-style-type: none"> ▪ Trash receptacle is clean and not overflowing. ▪ No more than 5 pieces of litter in the area around the receptacle. ▪ Structure must have a uniform coat of paint. ▪ Structure must be free of large cracks or damage that affects use. ▪ The door must be closed.
5.0 Trees and Landscaping	<ul style="list-style-type: none"> ▪ 90% of trees, tree wells and planters shall be free of litter. ▪ 90% of trees are free of damage or hanging limbs; no tree is dead. ▪ 90% of tree wells and planters are free of weeds and vines.



#3. TRASH RECEPTACLE PROGRAM:

Instruct the Bureau of Sanitation to **develop an enhanced trash receptacle program** and work with CAO to identify funding.



** Does not include privately managed or transit receptacles.*



Improving Reporting | Data Analysis | **Implementation** | Oversight

#4: FUNDING CLEAN-UPS:

Develop improvements in bulky item pick-up and illegal dumping clean-ups, instructing the Bureau of Sanitation and City Administrative Office to conduct needs assessment and propose financing options.





**#5. SUPPORTING BUSINESS IMPROVEMENT
DISTRICT DEVELOPMENT:**

Develop formal city services agreement with existing BIDs—clarifying City-provided services alongside BID value-added services.

Develop an administrative cost sharing program that optimizes essential BID services for smaller-BIDs

Develop and market the program’s value-added benefits to City’s commercial corridors.

Greater Union Square Business Improvement District Management Plan

City of San Francisco Cleaning and Maintenance Services		Enhanced BID Cleaning & Maintenance Services	
Services	Frequency	Services	Frequency
Mechanical Street Sweep	2-7 days/week	Manual Sidewalk Sweeping, 12 Full-Time equivalent people	6am-9pm, 7 days/week
Street Flushing (supplemental service per health need)	2-3 days/week		
Graffiti Removal Services	By inspection or request	Special Teams: graffiti removal, painting, and on-call maintenance	6am-9pm, 7 days/week
Street Tree Maintenance	Every few years		
Manual Sweeping Workfare Crew	Once/day, 3-6 days/week		
Public Litter Receptacles:	Emptying 1-2/day, 7 days/week	Topping off and wiping down of litter receptacles	6am-9pm, 7 days/week
Litter Receptacles	Emptying every day, as needed		
- Repairs/maintenance as needed - Cleaning/washing 1/week or as needed	2-7 days/week		
Code Enforcement (environmental, safety, cleanliness, and litter laws)	4-6 people, city wide, ongoing as required		